

Circuito de Madrid Jarama - RACE

Iberian Supercars (CPV)

Race - 1

Resultados Finales



Cls	Nº	Team	Driver - 1	Driver - 2	Vehicle	Cat	Cl	Laps	Total Time	Gap	Interval	Km/h	Best	Time	Km/h
1	116	NM Racing Team	<u>Alba Cano</u>	Andy Cantu	Mercedes AMG GT4	GT4 Pro	1	26	<b>45:58.308</b>			130.6	15	1:39.742	138.9
2	48	Motor Club Sabadell	<u>Salvador Tineo</u>	Luis Gonzalez	Mercedes AMG GT4	GT4 Pro	2	26	<b>46:01.552</b>	3.244	3.244	130.4	4	1:39.626	139.1
3	36	NM Racing Team	<u>Guillermo Aso</u>	Filip Vava-Atanackovic	Mercedes AMG GT4	GT4 Pro	3	26	<b>46:08.753</b>	10.445	7.201	130.1	3	1:39.308	139.5
4	81 *	Promotion Motorsport	<u>Nerea Marti</u>	Jose Milagros	BMW M4 GT4	GT4 Pro	4	26	<b>46:29.279</b>	30.971	20.526	129.1	4	1:38.671	140.4
5	16	Orlando Batina	<u>Sérgio Azevedo</u>	Orlando Batina	BMW M4 GT4	GT4 Pro	5	26	<b>46:33.082</b>	34.774	3.803	129.0	15	1:40.992	137.2
6	115	NM Racing Team	<u>Alberto de Martín</u>	Nil Montserrat	Mercedes AMG GT4	GT4 Bronz	1	26	<b>46:37.147</b>	38.839	4.065	128.8	17	1:40.527	137.8
7	40	RACE	<u>Borja Hormigos</u>	Héctor Hernández	BMW M4 GT4	GT4 Bronz	1	26	<b>46:50.232</b>	51.924	13.085	128.2	5	1:41.039	137.1
8	11	RX Pro Racing	<u>Pedro Herraiz</u>	Samuel Gomez	Hyundai i30 TCR	TCR	1	26	<b>47:22.103</b>	1:23.795	31.871	126.7	4	1:42.458	135.2
9	37	Tockwith Motorsports	<u>Henrique Cruz</u>	Jemma Moore	Ginetta G55	GTX	1	26	<b>47:35.349</b>	1:37.041	13.246	126.2	23	1:41.302	136.8
10	88	NM Racing Team	<u>Keith Gatehouse</u>	Igor Sorokin	Mercedes AMG GT4	GT4 Am	1	26	<b>47:43.292</b>	1:44.984	7.943	125.8	4	1:41.647	136.3
11	19	Promotion Motorsport	<u>J.M Smörg</u>	Javier Macias	BMW M4 GT4	GT4 Am	2	25	<b>46:29.944</b>	1 Vta.	1 Vta.	124.1	20	1:42.571	135.1
12	25	Steve Kirton	<u>Steve Kirton</u>	Jonathan Elsworth	Ginetta G55	GTX	2	25	<b>46:41.856</b>	1 Vta.	11.912	123.6	22	1:42.565	135.1
13	125	Simon Moore	<u>Tomás Pinto</u>	Simon Moore	Ginetta G50	GTX	3	25	<b>47:17.798</b>	1 Vta.	35.942	122.1	22	1:43.030	134.5
14	33	Monteiros Competição	Rui Miritta		Porsche 911 Cup	Cup	1	24	<b>47:04.944</b>	2 Vtas.	1 Vta.	117.7	4	1:44.391	132.7
15	23	Filipe Matias	Filipe Matias		Ginetta G40	TC	1	22	<b>46:34.839</b>	4 Vtas.	2 Vtas.	109.1	4	1:57.902	117.5
16	69	Marcus Fothergill	<u>Dave Benett</u>	Marcus Fothergill	Porsche 911 Cup	Cup	2	22	<b>46:36.442</b>	4 Vtas.	1.603	109.0	4	1:45.692	131.1

Not classified: (Requirements: 75% of number laps of leader = 20 Laps)

27	SMC Motorsport	Rafael Muncharaz			McLaren 570S GT4	GT4 Am	3	7	<b>12:56.172</b>	19 Vtas.	15 Vtas.	124.9	4	1:45.646	131.1
----	----------------	------------------	--	--	------------------	--------	---	---	------------------	----------	----------	-------	---	----------	-------

Vta. Rápida Marti - Milagros en 1:38.671 a 140.4 Km/h en la vta. 4

\* PENALTIES

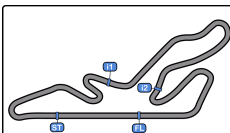
Number #81- 34" seconds penalty due Art. 2 e) of Chapter IV of Appendix L to the International Sporting code

Published at: **15:46**

Track Temp: **43.3 °C** Air Temp: **24.5 °C** Humidity: **29 %** Track Status: **SECA**

<b>Stewards:</b>	Mário MANSO <i>Mário Manso</i> CD-PT24/0047	Jerónimo CUERVA <i>Jerónimo Cuerva</i> CD-0819-ESP/M	David VICENTE <i>David Vicente</i> CD-0680-ESP/M	<b>Timekeeper:</b>	María Jesús GAMAZO <i>María Jesús Gamazo</i> JOB-0499-ESP/M
------------------	---	--	--	--------------------	---





# Circuito de Madrid Jarama - RACE

## Iberian Supercars (CPV)

### Race - 1

#### Resultados Provisionales

Circuito de Madrid Jarama-RACE 3.850 m.



Cls	Nº	Team	Driver - 1	Driver - 2	Vehicle	Cat	Cl	Laps	Total Time	Gap	Interval	Km/h	Best	Time	Km/h
1	81	Promotion Motorsport	<u>Nerea Marti</u>	Jose Milagros	BMW M4 GT4	GT4 Pro	1	26	<b>45:55.279</b>			130.7	4	1:38.671	140.4
2	116	NM Racing Team	<u>Alba Cano</u>	Andy Cantu	Mercedes AMG GT4	GT4 Pro	2	26	<b>45:58.308</b>	3.029	3.029	130.6	15	1:39.742	138.9
3	48	Motor Club Sabadell	<u>Salvador Tineo</u>	Luis Gonzalez	Mercedes AMG GT4	GT4 Pro	3	26	<b>46:01.552</b>	6.273	3.244	130.4	4	1:39.626	139.1
4	36	NM Racing Team	<u>Guillermo Aso</u>	Filip Vava-Atanackovic	Mercedes AMG GT4	GT4 Pro	4	26	<b>46:08.753</b>	13.474	7.201	130.1	3	1:39.308	139.5
5	16	Orlando Batina	<u>Sérgio Azevedo</u>	Orlando Batina	BMW M4 GT4	GT4 Pro	5	26	<b>46:33.082</b>	37.803	24.329	129.0	15	1:40.992	137.2
6	115	NM Racing Team	<u>Alberto de Martín</u>	Nil Montserrat	Mercedes AMG GT4	GT4 Bronz	1	26	<b>46:37.147</b>	41.868	4.065	128.8	17	1:40.527	137.8
7	40	RACE	<u>Borja Hormigos</u>	Héctor Hernández	BMW M4 GT4	GT4 Bronz	1	26	<b>46:50.232</b>	54.953	13.085	128.2	5	1:41.039	137.1
8	11	RX Pro Racing	<u>Pedro Herraiz</u>	Samuel Gomez	Hyundai i30 TCR	TCR	1	26	<b>47:22.103</b>	1:26.824	31.871	126.7	4	1:42.458	135.2
9	37	Tockwith Motorsports	<u>Henrique Cruz</u>	Jemma Moore	Ginetta G55	GTX	1	26	<b>47:35.349</b>	1:40.070	13.246	126.2	23	1:41.302	136.8
10	88	NM Racing Team	<u>Keith Gatehouse</u>	Igor Sorokin	Mercedes AMG GT4	GT4 Am	1	26	<b>47:43.292</b>	1:48.013	7.943	125.8	4	1:41.647	136.3
11	19	Promotion Motorsport	<u>J.M Smörg</u>	Javier Macias	BMW M4 GT4	GT4 Am	2	25	<b>46:29.944</b>	1 Vta.	1 Vta.	124.1	20	1:42.571	135.1
12	25	Steve Kirton	<u>Steve Kirton</u>	Jonathan Elsworth	Ginetta G55	GTX	2	25	<b>46:41.856</b>	1 Vta.	11.912	123.6	22	1:42.565	135.1
13	125	Simon Moore	<u>Tomás Pinto</u>	Simon Moore	Ginetta G50	GTX	3	25	<b>47:17.798</b>	1 Vta.	35.942	122.1	22	1:43.030	134.5
14	33	Monteiros Competição	Rui Miritta		Porsche 911 Cup	Cup	1	24	<b>47:04.944</b>	2 Vtas.	1 Vta.	117.7	4	1:44.391	132.7
15	23	Filipe Matias	Filipe Matias		Ginetta G40	TC	1	22	<b>46:34.839</b>	4 Vtas.	2 Vtas.	109.1	4	1:57.902	117.5
16	69	Marcus Fothergill	<u>Dave Benett</u>	Marcus Fothergill	Porsche 911 Cup	Cup	2	22	<b>46:36.442</b>	4 Vtas.	1.603	109.0	4	1:45.692	131.1

Not classified: (Requirements: 75% of number laps of leader = 20 Laps)

27	SMC Motorsport	Rafael Muncharaz			McLaren 570S GT4	GT4 Am	3	7	<b>12:56.172</b>	19 Vtas.	15 Vtas.	124.9	4	1:45.646	131.1
----	----------------	------------------	--	--	------------------	--------	---	---	------------------	----------	----------	-------	---	----------	-------

Vta. Rápida Marti - Milagros en 1:38.671 a 140.4 Km/h en la vta. 4

Published at: 12h 12m

Track Temp: 43.3 °C Air Temp: 24.5 °C Humidity: 29 % Track Status: SECA

Race Director:

Ramiro BRITO

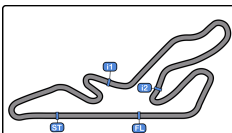
DCI PT24/0086

Timekeeper:

Maria.Jesús GAMAZO

JOB-0499-ESP/M





**Circuito de Madrid Jarama - RACE**  
**Iberian Supercars (CPV)**  
**Race - 1**  
**Resultados Provisionales por Categoría**



Circuito de Madrid Jarama-RACE 3.850 m.

GT4 Pro															
Cls	Nº	Team	Driver - 1	Driver - 2	Vehicle	Cat	Cl	Laps	Total Time	Gap	Interval	Km/h	Best	Time	Km/h
1	81	Promotion Motorsport	<u>Nerea Marti</u>	Jose Milagros	BMW M4 GT4	GT4 Pro	1	26	<b>45:55.279</b>			130.7	4	1:38.671	140.4
2	116	NM Racing Team	<u>Alba Cano</u>	Andy Cantu	Mercedes AMG GT4	GT4 Pro	2	26	<b>45:58.308</b>	3.029	3.029	130.6	15	1:39.742	138.9
3	48	Motor Club Sabadell	<u>Salvador Tineo</u>	Luis Gonzalez	Mercedes AMG GT4	GT4 Pro	3	26	<b>46:01.552</b>	6.273	3.244	130.4	4	1:39.626	139.1
4	36	NM Racing Team	<u>Guillermo Aso</u>	Filip Vava-Atanackovic	Mercedes AMG GT4	GT4 Pro	4	26	<b>46:08.753</b>	13.474	7.201	130.1	3	1:39.308	139.5
5	16	Orlando Batina	<u>Sérgio Azevedo</u>	Orlando Batina	BMW M4 GT4	GT4 Pro	5	26	<b>46:33.082</b>	37.803	24.329	129.0	15	1:40.992	137.2

GT4 Bronze															
Cls	Nº	Team	Driver - 1	Driver - 2	Vehicle	Cat	Cl	Laps	Total Time	Gap	Interval	Km/h	Best	Time	Km/h
1	115	NM Racing Team	<u>Alberto de Martín</u>	Nil Montserrat	Mercedes AMG GT4	GT4 Bronz	1	26	<b>46:37.147</b>			128.8	17	1:40.527	137.8

GT4 Bronze															
Cls	Nº	Team	Driver - 1	Driver - 2	Vehicle	Cat	Cl	Laps	Total Time	Gap	Interval	Km/h	Best	Time	Km/h
1	40	RACE	<u>Borja Hormigos</u>	Héctor Hernández	BMW M4 GT4	GT4 Bronz	1	26	<b>46:50.232</b>			128.2	5	1:41.039	137.1

TCR															
Cls	Nº	Team	Driver - 1	Driver - 2	Vehicle	Cat	Cl	Laps	Total Time	Gap	Interval	Km/h	Best	Time	Km/h
1	11	RX Pro Racing	<u>Pedro Herraiz</u>	Samuel Gomez	Hyundai i30 TCR	TCR	1	26	<b>47:22.103</b>			126.7	4	1:42.458	135.2

GTX															
Cls	Nº	Team	Driver - 1	Driver - 2	Vehicle	Cat	Cl	Laps	Total Time	Gap	Interval	Km/h	Best	Time	Km/h
1	37	Tockwith Motorsports	<u>Henrique Cruz</u>	Jemma Moore	Ginetta G55	GTX	1	26	<b>47:35.349</b>			126.2	23	1:41.302	136.8
2	25	Steve Kirton	<u>Steve Kirton</u>	Jonathan Elsworth	Ginetta G55	GTX	2	25	<b>46:41.856</b>	1 Vta.	1 Vta.	123.6	22	1:42.565	135.1
3	125	Simon Moore	<u>Tomás Pinto</u>	Simon Moore	Ginetta G50	GTX	3	25	<b>47:17.798</b>	1 Vta.	35.942	122.1	22	1:43.030	134.5

GT4 Am															
Cls	Nº	Team	Driver - 1	Driver - 2	Vehicle	Cat	Cl	Laps	Total Time	Gap	Interval	Km/h	Best	Time	Km/h
1	88	NM Racing Team	<u>Keith Gatehouse</u>	Igor Sorokin	Mercedes AMG GT4	GT4 Am	1	26	<b>47:43.292</b>			125.8	4	1:41.647	136.3
2	19	Promotion Motorsport	<u>J.M Smörg</u>	Javier Macias	BMW M4 GT4	GT4 Am	2	25	<b>46:29.944</b>	1 Vta.	1 Vta.	124.1	20	1:42.571	135.1

Not classified: (Requirements: 75% of number laps of leader = 20 Laps)															
27	SMC Motorsport	Rafael Muncharaz			McLaren 570S GT4	GT4 Am	3	7	<b>12:56.172</b>	19 Vtas.	18 Vtas.	124.9	4	1:45.646	131.1

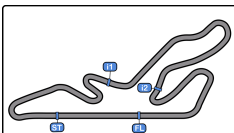
Cup															
Cls	Nº	Team	Driver - 1	Driver - 2	Vehicle	Cat	Cl	Laps	Total Time	Gap	Interval	Km/h	Best	Time	Km/h
1	33	Monteiros Competição	Rui Miritta		Porsche 911 Cup	Cup	1	24	<b>47:04.944</b>			117.7	4	1:44.391	132.7

Published at:.....

Track Temp: **43.3 °C** Air Temp: **24.5 °C** Humidity: **29 %** Track Status: **SECA**

<b>Race Director:</b>	Ramiro BRITO DCI PT24/0086	<b>Timekeeper:</b>	Maria.Jesús GAMAZO  JOB-0499-ESP/M
-----------------------	-------------------------------	--------------------	--





Circuito de Madrid Jarama-RACE 3.850 m.

### Circuito de Madrid Jarama - RACE

### Iberian Supercars (CPV)

### Race - 1

### Resultados Provisionales por Categoría



Cup															
Cls	Nº	Team	Driver - 1	Driver - 2	Vehicle	Cat	Cl	Laps	Total Time	Gap	Interval	Km/h	Best	Time	Km/h
2	69	Marcus Fothergill	Dave Benett	Marcus Fothergill	Porsche 911 Cup	Cup	2	22	46:36.442	2 Vtas.	2 Vtas.	109.0	4	1:45.692	131.1

TC															
Cls	Nº	Team	Driver - 1	Driver - 2	Vehicle	Cat	Cl	Laps	Total Time	Gap	Interval	Km/h	Best	Time	Km/h
1	23	Filipe Matias	Filipe Matias		Ginetta G40	TC	1	22	46:34.839			109.1	4	1:57.902	117.5

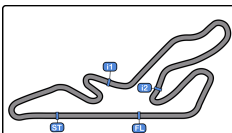
Vta. Rápida Marti - Milagros en 1:38.671 a 140.4 Km/h en la vta. 4

Published at:.....

Track Temp: 43.3 °C Air Temp: 24.5 °C Humidity: 29 % Track Status: SECA

<b>Race Director:</b>	Ramiro BRITO DCI PT24/0086	<b>Timekeeper:</b>	Maria.Jesús GAMAZO  JOB-0499-ESP/M
-----------------------	-------------------------------	--------------------	--





# Circuito de Madrid Jarama - RACE

## Iberian Supercars (CPV)

### Race - 1

#### Clasificación Provisional por Vuelta Rápida de Piloto

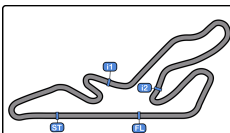


Circuito de Madrid Jarama-RACE 3.850 m.

Clas	Nº	Team	Vehicle	Driver	Cat	Clas	Laps	Best	Time	Gap	Interval	Km/h
1	81	Promotion Motorsport	BMW M4 GT4	Nerea Marti	GT4 Pro	1	15	4	1:38.671			140.4
2	36	NM Racina Team	Mercedes AMG GT4	Guillermo Aso	GT4 Pro	2	12	3	1:39.308	0.637	0.637	139.5
3	48	Motor Club Sabadell	Mercedes AMG GT4	Salvador Tineo	GT4 Pro	3	12	4	1:39.626	0.955	0.318	139.1
4	116	NM Racina Team	Mercedes AMG GT4	Andy Cantu	GT4 Pro	4	14	3	1:39.742	1.071	0.116	138.9
5	36	NM Racina Team	Mercedes AMG GT4	Filip Vava-Atanackovic	GT4 Pro	5	14	3	1:39.785	1.114	0.043	138.8
6	81	Promotion Motorsport	BMW M4 GT4	Jose Milagros	GT4 Pro	6	11	9	1:40.292	1.621	0.507	138.1
7	115	NM Racina Team	Mercedes AMG GT4	Nil Montserrat	GT4 Bronz	1	14	5	1:40.527	1.856	0.235	137.8
8	115	NM Racina Team	Mercedes AMG GT4	Alberto de Martín	GT4 Bronz	2	12	4	1:40.853	2.182	0.326	137.4
9	48	Motor Club Sabadell	Mercedes AMG GT4	Luis Gonzalez	GT4 Pro	7	14	4	1:40.982	2.311	0.129	137.2
10	116	NM Racina Team	Mercedes AMG GT4	Alba Cano	GT4 Pro	8	12	6	1:40.986	2.315	0.004	137.2
11	16	Orlando Batina	BMW M4 GT4	Orlando Batina	GT4 Pro	9	14	3	1:40.992	2.321	0.006	137.2
12	40	RACE	BMW M4 GT4	Boria Hormigos	GT4 Bronz	1	17	5	1:41.039	2.368	0.047	137.1
13	37	Tockwith Motorsports	Ginetta G55	Jemma Moore	GTX	1	11	8	1:41.302	2.631	0.263	136.8
14	16	Orlando Batina	BMW M4 GT4	Séraio Azevedo	GT4 Pro	10	12	4	1:41.438	2.767	0.136	136.6
15	88	NM Racina Team	Mercedes AMG GT4	Keith Gatehouse	GT4 Am	1	14	4	1:41.647	2.976	0.209	136.3
16	11	RX Pro Racina	Hvundai i30 TCR	Pedro Herraiz	TCR	1	13	4	1:42.458	3.787	0.811	135.2
17	25	Steve Kirton	Ginetta G55	Jonathan Elsworth	GTX	2	14	11	1:42.565	3.894	0.107	135.1
18	19	Promotion Motorsport	BMW M4 GT4	Javier Macias	GT4 Am	2	13	8	1:42.571	3.900	0.006	135.1
19	40	RACE	BMW M4 GT4	Héctor Hernández	GT4 Bronz	2	9	6	1:42.789	4.118	0.218	134.8
20	125	Simon Moore	Ginetta G50	Simon Moore	GTX	3	12	9	1:43.030	4.359	0.241	134.5
21	37	Tockwith Motorsports	Ginetta G55	Henrique Cruz	GTX	4	15	2	1:43.151	4.480	0.121	134.3
22	11	RX Pro Racina	Hvundai i30 TCR	Samuel Gomez	TCR	2	13	8	1:43.602	4.931	0.451	133.7
23	19	Promotion Motorsport	BMW M4 GT4	J.M Smørg	GT4 Am	3	12	5	1:43.966	5.295	0.364	133.3
24	33	Monteiros Competição	Porsche 911 Cup	Rui Miritta	Cup	1	24	4	1:44.391	5.720	0.425	132.7
25	125	Simon Moore	Ginetta G50	Tomás Pinto	GTX	5	13	4	1:44.405	5.734	0.014	132.7
26	88	NM Racina Team	Mercedes AMG GT4	Igor Sorokin	GT4 Am	4	12	4	1:44.729	6.058	0.324	132.3
27	27	SMC Motorsport	McLaren 570S GT4	Rafael Muncharaz	GT4 Am	5	7	4	1:45.646	6.975	0.917	131.1
28	69	Marcus Fothergill	Porsche 911 Cup	Dave Benett	Cup	2	10	4	1:45.692	7.021	0.046	131.1
29	69	Marcus Fothergill	Porsche 911 Cup	Marcus Fothergill	Cup	3	12	9	1:47.509	8.838	1.817	128.9
30	25	Steve Kirton	Ginetta G55	Steve Kirton	GTX	6	11	3	1:47.807	9.136	0.298	128.5
31	23	Filipe Matias	Ginetta G40	Filipe Matias	TC	1	22	4	1:57.902	19.231	10.095	117.5







# Circuito de Madrid Jarama - RACE

## Iberian Supercars (CPV)

### Race - 1

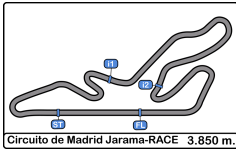
#### Distancia y Velocidad Media

Circuito de Madrid Jarama-RACE 3.850 m.



Cls	Nº	Team	Driver - 1	Driver - 2	Vehicle	Cat	Cls	Laps	Distancia	Total Time	Km/h
1	81	Promotion Motorsport	<u>Nerea Marti</u>	Jose Milagros	BMW M4 GT4	GT4 Pro	1	26	100.10	45:55.279	130.7
2	116	NM Racing Team	<u>Alba Cano</u>	Andy Cantu	Mercedes AMG GT4	GT4 Pro	2	26	100.10	45:58.308	130.6
3	48	Motor Club Sabadell	<u>Salvador Tineo</u>	Luis Gonzalez	Mercedes AMG GT4	GT4 Pro	3	26	100.10	46:01.552	130.4
4	36	NM Racing Team	<u>Guillermo Aso</u>	Filip Vava-Atanackovic	Mercedes AMG GT4	GT4 Pro	4	26	100.10	46:08.753	130.1
5	16	Orlando Batina	<u>Sérgio Azevedo</u>	Orlando Batina	BMW M4 GT4	GT4 Pro	5	26	100.10	46:33.082	129.0
6	115	NM Racing Team	<u>Alberto de Martín</u>	Nil Montserrat	Mercedes AMG GT4	GT4 Bronze	1	26	100.10	46:37.147	128.8
7	40	RACE	<u>Borja Hormigos</u>	Héctor Hernández	BMW M4 GT4	GT4 Bronze	1	26	100.10	46:50.232	128.2
8	11	RX Pro Racing	<u>Pedro Herraiz</u>	Samuel Gomez	Hyundai i30 TCR	TCR	1	26	100.10	47:22.103	126.7
9	37	Tockwith Motorsports	<u>Henrique Cruz</u>	Jemma Moore	Ginetta G55	GTX	1	26	100.10	47:35.349	126.2
10	88	NM Racing Team	<u>Keith Gatehouse</u>	Igor Sorokin	Mercedes AMG GT4	GT4 Am	1	26	100.10	47:43.292	125.8
11	19	Promotion Motorsport	<u>J.M Smörg</u>	Javier Macias	BMW M4 GT4	GT4 Am	2	25	96.25	46:29.944	124.1
12	25	Steve Kirton	<u>Steve Kirton</u>	Jonathan Elsworth	Ginetta G55	GTX	2	25	96.25	46:41.856	123.6
13	125	Simon Moore	<u>Tomás Pinto</u>	Simon Moore	Ginetta G50	GTX	3	25	96.25	47:17.798	122.1
14	33	Monteiros Competição	Rui Miritta		Porsche 911 Cup	Cup	1	24	92.40	47:04.944	117.7
15	23	Filipe Matias	Filipe Matias		Ginetta G40	TC	1	22	84.70	46:34.839	109.1
16	69	Marcus Fothergill	<u>Dave Benett</u>	Marcus Fothergill	Porsche 911 Cup	Cup	2	22	84.70	46:36.442	109.0
<b>Not classified: (Requirements: 75% of number laps of leader = 20 Laps)</b>											
	27	SMC Motorsport	Rafael Muncharaz		McLaren 570S GT4	GT4 Am	3	7	26.95	12:56.172	124.9





# Circuito de Madrid Jarama - RACE

## Iberian Supercars (CPV)

### Race - 1

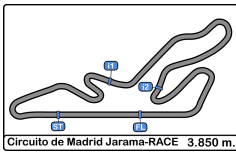
#### Tiempos Por Vuelta



11 Pedro Herraiz Hyundai i30 TCR							16 Sérgio Azevedo BMW M4 GT4								
TCR Samuel Gomez RX Pro Racing							GT4 Pro Orlando Batina Orlando Batina								
Lap	D	Time	Sector 1	Sector 2	Sector 3	T. Spd	Elapsed	Lap	D	Time	Sector 1	Sector 2	Sector 3	T. Spd	Elapsed
1	1	1:53.038	48.629	35.127	29.282	194.9	1:53.038	1	1	1:50.264	46.826	34.315	29.123	187.5	1:50.264
2	1	1:43.937	39.953	34.592	29.392	234.2	3:36.975	2	1	1:42.314	40.176	33.436	28.702	242.1	3:32.578
3	1	1:43.966	40.297	34.580	29.089	229.7	5:20.941	3	1	1:42.452	39.460	33.922	29.070	240.0	5:15.030
4	1	1:42.458	39.945	34.067	28.446	233.7	7:03.399	4	1	1:41.438	38.958	33.396	29.084	236.3	6:56.468
5	1	1:43.809	40.111	34.336	29.362	235.2	8:47.208	5	1	1:41.469	39.053	33.543	28.873	241.6	8:37.937
6	1	1:43.434	39.983	34.065	29.386	231.2	10:30.642	6	1	1:42.360	39.670	33.644	29.046	238.9	10:20.297
7	1	1:42.806	39.814	34.012	28.980	230.2	12:13.448	7	1	1:42.252	39.668	33.734	28.850	239.4	12:02.549
8	1	1:43.047	39.414	33.986	29.647	234.2	13:56.495	8	1	1:43.795	39.450	33.793	30.552	238.4	13:46.344
9	1	1:43.140	40.021	33.989	29.130	222.6	15:39.635	9	1	1:44.518	40.040	34.090	30.388	207.2	15:30.862
10	1	1:43.076	39.434	34.304	29.338	235.8	17:22.711	10	1	1:42.482	39.521	33.823	29.138	234.2	17:13.344
11	1	1:43.443	40.440	33.923	29.080	236.8	19:06.154	11	1	1:42.879	39.607	34.140	29.132	240.0	18:56.223
12	1	1:42.817	39.654	34.110	29.053	234.2	20:48.971	12	1	1:49.918 P	39.420	34.179	36.319	240.5	20:46.141
13	1	1:50.013 P	40.116	34.058	35.839	227.8	22:38.984	13	2	3:37.272	2:35.085	33.557	28.630	110.6	24:23.413
14	2	3:46.540	2:40.570	35.498	30.472	107.7	26:25.524	14	2	1:42.526	38.998	34.206	29.322	243.2	26:05.939
15	2	1:45.394	40.816	34.860	29.718	209.7	28:10.918	15	2	1:40.992	39.000	32.957	29.035	238.4	27:46.931
16	2	1:44.859	40.222	34.996	29.641	225.9	29:55.777	16	2	1:41.490	39.243	33.156	29.091	241.0	29:28.421
17	2	1:43.738	40.021	34.582	29.135	229.2	31:39.515	17	2	1:42.145	39.279	33.858	29.008	242.1	31:10.566
18	2	1:43.824	40.151	34.139	29.534	226.8	33:23.339	18	2	1:41.084	39.053	33.207	28.824	240.0	32:51.650
19	2	1:43.750	40.111	34.083	29.556	229.7	35:07.089	19	2	1:42.217	39.154	33.692	29.371	240.5	34:33.867
20	2	1:43.993	40.045	34.381	29.567	231.2	36:51.082	20	2	1:41.689	39.399	33.129	29.161	235.8	36:15.556
21	2	1:43.602	39.929	34.179	29.494	230.7	38:34.684	21	2	1:41.789	39.556	33.213	29.020	239.4	37:57.345
22	2	1:44.580	40.367	34.209	30.004	228.3	40:19.264	22	2	1:42.579	39.740	33.587	29.252	240.5	39:39.924
23	2	1:44.152	40.343	34.339	29.470	230.7	42:03.416	23	2	1:42.841	39.630	33.846	29.365	239.4	41:22.765
24	2	1:44.260	40.235	34.360	29.665	231.7	43:47.676	24	2	1:43.059	39.885	33.662	29.512	233.7	43:05.824
25	2	1:44.312	40.003	34.528	29.781	232.2	45:31.988	25	2	1:43.089	39.917	33.717	29.455	236.8	44:48.913
26	2	1:50.115	42.182	34.941	32.992	231.2	47:22.103	26	2	1:44.169	39.839	33.797	30.533	238.9	46:33.082

19 J.M Smörg BMW M4 GT4							
GT4 Am Javier Macias			Promotion Motorsport				
Lap	D	Time	Sector 1	Sector 2	Sector 3	T. Spd	Elapsed
1	1	1:59.738	51.240	37.142	31.356	170.8	1:59.738
2	1	1:54.980	50.143	35.616	29.221	234.7	3:54.718
3	1	1:44.048	39.777	34.812	29.459	227.3	5:38.766
4	1	1:45.670	39.753	35.200	30.717	231.7	7:24.436
5	1	1:43.966	39.650	34.850	29.466	235.8	9:08.402
6	1	1:44.497	39.970	34.976	29.551	229.7	10:52.899
7	1	1:46.128	39.743	35.470	30.915	233.2	12:39.027
8	1	1:45.699	40.217	35.189	30.293	228.3	14:24.726
9	1	1:46.614	39.985	36.576	30.053	225.9	16:11.340
10	1	1:46.235	40.499	35.497	30.239	218.6	17:57.575
11	1	1:46.303	40.807	35.744	29.752	217.7	19:43.878
12	1	1:50.085 P	40.056	35.495	34.534	225.9	21:33.963
13	2	3:40.945	2:36.788	34.880	29.277	117.0	25:14.908
14	2	1:44.442	40.136	34.815	29.491	236.3	26:59.350
15	2	1:43.553	39.605	34.739	29.209	235.8	28:42.903
16	2	1:43.068	39.643	34.353	29.072	236.3	30:25.971
17	2	1:42.858	39.533	34.325	29.000	236.3	32:08.829
18	2	1:45.037	40.113	35.688	29.236	231.7	33:53.866
19	2	1:43.208	39.854	34.313	29.041	235.8	35:37.074
20	2	1:42.571	39.545	34.061	28.965	237.8	37:19.645
21	2	1:48.855 P	39.652	34.687	34.516	236.8	39:08.500
22	2	2:06.907	1:02.703	34.728	29.476	110.7	41:15.407
23	2	1:44.406	40.131	34.922	29.353	236.3	42:59.813
24	2	1:44.777	40.445	35.073	29.259	216.8	44:44.590
25	2	1:45.354	39.714	35.026	30.614	236.8	46:29.944





# Circuito de Madrid Jarama - RACE

## Iberian Supercars (CPV)

### Race - 1

#### Tiempos Por Vuelta



**23** Filipe Matias Ginetta G40 **27** Rafael Muncharaz McLaren 570S GT4

TC							GT4 Am						SMC Motorsport		
Lap	D	Time	Sector 1	Sector 2	Sector 3	T. Spd	Elapsed	Lap	D	Time	Sector 1	Sector 2	Sector 3	T. Spd	Elapsed
1		2:04.520	52.369	39.511	32.640	167.9	2:04.520	1		1:57.464	50.344	37.127	29.993	187.1	1:57.464
2		1:58.179	44.767	39.951	33.461	196.0	4:02.699	2		1:46.569	41.054	35.829	29.686	229.7	3:44.033
3		1:58.078	45.061	39.901	33.116	187.8	6:00.777	3		1:46.439	40.939	35.707	29.793	226.4	5:30.472
4		1:57.902	45.087	39.816	32.999	187.1	7:58.679	4		1:45.646	40.636	35.251	29.759	230.2	7:16.118
5		1:57.979	45.101	40.030	32.848	191.8	9:56.658	5		1:46.284	40.156	36.126	30.002	231.2	9:02.402
6		2:06.100	46.871	40.267	38.962	192.1	12:02.758	6		1:46.823	40.459	36.626	29.738	228.8	10:49.225
7		2:02.312	46.161	40.718	35.433	182.7	14:05.070	7		2:06.947 P	41.154	36.753	49.040	232.2	12:56.172
8		2:02.564	46.975	40.864	34.725	169.8	16:07.634	<b>33</b> Rui Miritta Porsche 911 Cup							
9		2:01.815	47.062	40.646	34.107	185.2	18:09.449	Cup Monteiros Competição							
10		1:58.737	45.635	40.128	32.974	186.8	20:08.186	Lap	D	Time	Sector 1	Sector 2	Sector 3	T. Spd	Elapsed
11		2:00.469	45.269	42.036	33.164	192.1	22:08.655	1		1:54.173	48.920	35.594	29.659	185.5	1:54.173
12		2:01.244	47.895	39.924	33.425	188.1	24:09.899	2		2:06.499	1:01.474	35.200	29.825	219.5	4:00.672
13		2:15.438 P	49.323	41.590	44.525	191.8	26:25.337	3		1:44.871	40.805	34.670	29.396	211.3	5:45.543
14		4:00.750	2:44.818	41.663	34.269	86.6	30:26.087	4		1:44.391	40.179	34.746	29.466	207.2	7:29.934
15		2:02.986	45.561	40.665	36.760	186.8	32:29.073	5		1:44.799	40.324	34.689	29.786	210.1	9:14.733
16		2:00.431	45.839	41.365	33.227	184.3	34:29.504	6		1:47.484	40.742	36.416	30.326	209.3	11:02.217
17		2:02.350	46.896	41.709	33.745	187.5	36:31.854	7		1:49.770	40.769	35.032	33.969	227.3	12:51.987
18		1:59.432	45.641	40.516	33.275	186.2	38:31.286	8		1:51.008	42.335	36.022	32.651	187.8	14:42.995
19		1:58.941	45.045	40.496	33.400	190.4	40:30.227	9		1:49.713	41.721	35.918	32.074	215.1	16:32.708
20		1:59.432	45.684	40.198	33.550	170.0	42:29.659	10		1:50.907	43.486	36.694	30.727	206.8	18:23.615
21		2:05.037	50.472	41.012	33.553	181.8	44:34.696	11		1:51.356	42.064	36.449	32.843	201.8	20:14.971
22		2:00.143	45.322	41.259	33.562	187.8	46:34.839	12		2:00.546 P	42.484	36.339	41.723	198.5	22:15.517
								13		4:20.624	3:11.956	37.156	31.512	109.2	26:36.141
								14		1:48.814	42.096	35.690	31.028	196.3	28:24.955
								15		1:49.279	42.083	36.092	31.104	203.3	30:14.234
								16		1:48.594	41.867	35.853	30.874	227.8	32:02.828
								17		1:49.181	41.676	36.954	30.551	211.3	33:52.009
								18		1:52.021	42.526	36.962	32.533	207.6	35:44.030
								19		1:54.832	43.236	39.164	32.432	196.7	37:38.862
								20		1:51.749	43.504	36.778	31.467	190.4	39:30.611
								21		1:51.259	43.149	36.818	31.292	177.0	41:21.870
								22		1:54.381	42.905	39.173	32.303	171.1	43:16.251
								23		1:54.450	43.205	39.109	32.136	200.0	45:10.701
								24		1:54.243	43.408	37.594	33.241	179.1	47:04.944

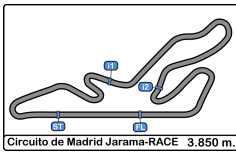
**25** Steve Kirton Ginetta G55

GTX Jonathan Elsworth Steve Kirton

Lap	D	Time	Sector 1	Sector 2	Sector 3	T. Spd	Elapsed
1	1	1:59.376	50.811	37.250	31.315	170.3	1:59.376
2	1	1:48.118	41.387	35.739	30.992	218.6	3:47.494
3	1	1:47.807	41.462	35.736	30.609	219.0	5:35.301
4	1	1:48.678	41.971	36.122	30.585	210.5	7:23.979
5	1	1:49.032	42.168	36.047	30.817	210.5	9:13.011
6	1	1:49.225	42.119	36.113	30.993	214.7	11:02.236
7	1	1:51.427	42.015	35.902	33.510	213.8	12:53.663
8	1	1:50.849	42.597	35.960	32.292	196.0	14:44.512
9	1	1:48.735	41.950	36.008	30.777	215.1	16:33.247
10	1	1:49.823	42.521	36.313	30.989	216.4	18:23.070
11	1	1:57.186 P	41.943	36.360	38.883	211.3	20:20.256
12	2	3:52.945	2:47.185	35.744	30.016	95.9	24:13.201
13	2	1:45.415	41.325	34.867	29.223	217.7	25:58.616
14	2	1:44.268	39.900	34.977	29.391	222.2	27:42.884
15	2	1:43.781	39.803	34.465	29.513	221.7	29:26.665
16	2	1:45.197	40.090	35.791	29.316	220.8	31:11.862
17	2	1:43.390	39.889	34.345	29.156	222.2	32:55.252
18	2	1:42.929	39.706	34.166	29.057	222.2	34:38.181
19	2	1:42.969	39.858	34.019	29.092	221.7	36:21.150
20	2	1:42.944	39.735	34.309	28.900	221.3	38:04.094
21	2	1:42.631	39.563	34.051	29.017	222.2	39:46.725
22	2	1:42.565	39.535	34.013	29.017	222.2	41:29.290
23	2	1:43.657	39.428	34.500	29.729	223.6	43:12.947
24	2	1:44.229	40.314	34.563	29.352	214.7	44:57.176
25	2	1:44.680	39.737	34.242	30.701	221.7	46:41.856







# Circuito de Madrid Jarama - RACE

## Iberian Supercars (CPV)

### Race - 1

#### Tiempos Por Vuelta



36

Guillermo Aso

Mercedes AMG GT4

37

Henrique Cruz

Ginetta G55

GT4 Pro

Filip Vava-Atanackovic

NM Racing Team

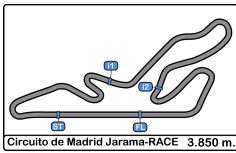
GTX

Jemma Moore

Tockwith Motorsports

Lap	D	Time	Sector 1	Sector 2	Sector 3	T. Spd	Elapsed	Lap	D	Time	Sector 1	Sector 2	Sector 3	T. Spd	Elapsed
1	1	1:45.858	44.162	33.422	28.274	202.2	1:45.858	1	1	1:52.209	47.762	35.320	29.127	187.5	1:52.209
2	1	1:39.379	38.428	32.780	28.171	235.8	3:25.237	2	1	1:43.151	39.894	34.346	28.911	225.0	3:35.360
3	1	1:39.308	38.344	32.819	28.145	237.3	5:04.545	3	1	1:43.316	39.864	34.466	28.986	224.5	5:18.676
4	1	1:39.460	38.535	32.676	28.249	236.3	6:44.005	4	1	1:43.787	39.894	34.610	29.283	223.6	7:02.463
5	1	1:39.798	38.456	33.044	28.298	237.8	8:23.803	5	1	1:44.386	40.214	34.835	29.337	221.7	8:46.849
6	1	1:39.504	38.425	32.809	28.270	237.3	10:03.307	6	1	1:44.945	40.871	35.025	29.049	212.1	10:31.794
7	1	1:39.771	38.516	32.883	28.372	238.4	11:43.078	7	1	1:43.899	39.964	34.656	29.279	220.4	12:15.693
8	1	1:53.434	38.556	33.275	41.603	237.3	13:36.512	8	1	1:46.354	39.939	35.035	31.380	222.6	14:02.047
9	1	1:42.969	39.770	33.357	29.842	203.7	15:19.481	9	1	1:50.334	41.297	35.801	33.236	203.7	15:52.381
10	1	1:42.802	40.047	33.626	29.129	226.8	17:02.283	10	1	1:49.468	41.525	35.792	32.151	213.0	17:41.849
11	1	1:41.699	39.390	33.500	28.809	233.7	18:43.982	11	1	1:47.381	40.958	35.448	30.975	216.0	19:29.230
12	1	1:46.996 P	39.090	33.405	34.501	234.7	20:30.978	12	1	1:46.091	40.747	35.217	30.127	215.1	21:15.321
13	2	3:46.762	2:45.489	32.837	28.436	112.1	24:17.740	13	1	1:45.287	40.537	35.086	29.664	218.1	23:00.608
14	2	1:43.065	41.838	33.013	28.214	236.8	26:00.805	14	1	1:45.629	40.439	34.794	30.396	217.7	24:46.237
15	2	1:39.785	38.547	32.778	28.460	238.4	27:40.590	15	1	1:53.762 P	41.145	35.524	37.093	219.0	26:39.999
16	2	1:40.238	38.690	32.878	28.670	237.3	29:20.828	16	2	3:41.950	2:37.322	34.962	29.666	117.1	30:21.949
17	2	1:39.898	38.634	32.834	28.430	236.3	31:00.726	17	2	1:43.161	39.760	34.397	29.004	223.1	32:05.110
18	2	1:40.228	38.790	32.872	28.566	237.3	32:40.954	18	2	1:44.551	39.694	35.619	29.238	222.6	33:49.661
19	2	1:40.445	38.750	32.994	28.701	237.8	34:21.399	19	2	1:42.785	39.875	33.974	28.936	220.4	35:32.446
20	2	1:40.334	38.657	32.902	28.775	237.3	36:01.733	20	2	1:42.025	39.428	33.745	28.852	221.7	37:14.471
21	2	1:40.313	38.790	32.949	28.574	237.8	37:42.046	21	2	1:41.895	39.473	33.664	28.758	223.6	38:56.366
22	2	1:41.244	38.976	33.009	29.259	236.8	39:23.290	22	2	1:41.844	39.541	33.673	28.630	223.6	40:38.210
23	2	1:41.458	39.461	33.259	28.738	233.2	41:04.748	23	2	1:41.302	39.197	33.480	28.625	225.0	42:19.512
24	2	1:40.839	39.064	33.106	28.669	236.3	42:45.587	24	2	1:42.205	38.978	33.771	29.456	225.9	44:01.717
25	2	1:41.458	39.054	33.500	28.904	236.3	44:27.045	25	2	1:41.560	39.443	33.460	28.657	222.6	45:43.277
26	2	1:41.708	39.234	33.116	29.358	236.3	46:08.753	26	2	1:52.072	39.267	38.653	34.152	224.0	47:35.349





# Circuito de Madrid Jarama - RACE

## Iberian Supercars (CPV)

### Race - 1

#### Tiempos Por Vuelta



40

Borja Hormigos

BMW M4 GT4

48

Salvador Tineo

Mercedes AMG GT4

GT4 Bronze

Héctor Hernández

RACE

GT4 Pro

Luis Gonzalez

Motor Club Sabadell

Lap	D	Time	Sector 1	Sector 2	Sector 3	T. Spd	Elapsed	Lap	D	Time	Sector 1	Sector 2	Sector 3	T. Spd	Elapsed
1	1	1:47.675	45.127	33.787	28.761	205.7	1:47.675	1	1	1:46.570	44.389	33.751	28.430	199.6	1:46.570
2	1	1:41.242	39.345	33.113	28.784	238.4	3:28.917	2	1	1:39.811	38.704	33.021	28.086	232.2	3:26.381
3	1	1:41.330	39.436	33.275	28.619	241.0	5:10.247	3	1	1:39.881	38.525	33.198	28.158	234.2	5:06.262
4	1	1:41.704	38.981	33.295	29.428	238.9	6:51.951	4	1	1:39.626	38.493	33.005	28.128	234.2	6:45.888
5	1	1:41.039	39.054	33.242	28.743	239.4	8:32.990	5	1	1:39.739	38.599	32.996	28.144	236.3	8:25.627
6	1	1:41.459	39.264	33.317	28.878	240.5	10:14.449	6	1	1:39.851	38.638	32.981	28.232	235.8	10:05.478
7	1	1:41.127	39.023	33.213	28.891	242.1	11:55.576	7	1	1:40.844	38.679	33.826	28.339	235.2	11:46.322
8	1	1:43.668	39.469	33.352	30.847	241.0	13:39.244	8	1	1:42.066	38.809	33.264	29.993	233.2	13:28.388
9	1	1:44.601	40.800	34.047	29.754	194.5	15:23.845	9	1	1:41.829	39.105	33.082	29.642	229.2	15:10.217
10	1	1:43.577	40.106	33.627	29.844	225.4	17:07.422	10	1	1:41.163	39.085	32.987	29.091	231.2	16:51.380
11	1	1:42.473	39.793	33.462	29.218	240.0	18:49.895	11	1	1:41.383	38.969	33.146	29.268	232.7	18:32.763
12	1	1:42.049	39.475	33.274	29.300	236.3	20:31.944	12	1	1:48.187 P	39.250	33.186	35.751	230.7	20:20.950
13	1	1:42.563	39.669	33.734	29.160	237.8	22:14.507	13	2	3:37.349	2:34.703	33.676	28.970	108.7	23:58.299
14	1	1:42.806	39.999	33.660	29.147	238.9	23:57.313	14	2	1:41.490	39.175	33.655	28.660	232.7	25:39.789
15	1	1:43.648	39.597	34.720	29.331	231.7	25:40.961	15	2	1:41.360	38.958	33.194	29.208	231.2	27:21.149
16	1	1:44.103	40.101	34.304	29.698	235.2	27:25.064	16	2	1:40.982	39.034	33.221	28.727	234.2	29:02.131
17	1	1:49.902 P	40.195	34.403	35.304	229.7	29:14.966	17	2	1:41.126	39.211	33.209	28.706	233.7	30:43.257
18	2	3:42.368	2:38.461	34.177	29.730	120.5	32:57.334	18	2	1:42.191	39.261	34.133	28.797	234.7	32:25.448
19	2	1:43.327	39.969	33.849	29.509	235.2	34:40.661	19	2	1:41.897	39.444	33.546	28.907	234.2	34:07.345
20	2	1:44.038	39.878	34.687	29.473	236.3	36:24.699	20	2	1:41.635	39.327	33.461	28.847	233.7	35:48.980
21	2	1:44.552	40.748	34.158	29.646	234.2	38:09.251	21	2	1:42.183	39.295	33.908	28.980	233.7	37:31.163
22	2	1:43.909	40.459	33.857	29.593	234.7	39:53.160	22	2	1:41.663	39.335	33.489	28.839	234.7	39:12.826
23	2	1:42.789	39.652	33.796	29.341	241.0	41:35.949	23	2	1:41.573	39.083	33.511	28.979	233.7	40:54.399
24	2	1:43.864	40.361	34.086	29.417	241.0	43:19.813	24	2	1:41.467	39.284	33.292	28.891	233.2	42:35.866
25	2	1:45.275	40.707	34.382	30.186	238.9	45:05.088	25	2	1:42.940	39.528	33.531	29.881	234.7	44:18.806
26	2	1:45.144	40.385	34.481	30.278	239.4	46:50.232	26	2	1:42.746	39.771	33.740	29.235	234.7	46:01.552

69

Dave Benett

Porsche 911 Cup

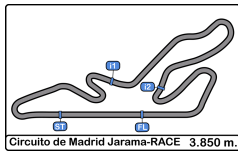
Cup

Marcus Fothergill

Marcus Fothergill

Lap	D	Time	Sector 1	Sector 2	Sector 3	T. Spd	Elapsed
1	1	1:55.758	49.744	36.306	29.708	170.3	1:55.758
2	1	1:47.343	41.355	35.852	30.136	228.8	3:43.101
3	1	1:46.429	40.803	35.623	30.003	218.6	5:29.530
4	1	1:45.692	40.599	35.249	29.844	232.2	7:15.222
5	1	1:46.695	40.527	36.004	30.164	223.1	9:01.917
6	1	1:48.745	40.693	37.878	30.174	231.2	10:50.662
7	1	2:24.748 P	40.724	36.038	1:07.986	228.8	13:15.410
8	1	3:08.869 P	1:39.617	46.738	42.514	99.4	16:24.279
9	1	3:50.785 P	2:25.001	43.361	42.423	104.3	20:15.064
10	1	2:26.315 P	1:04.297	42.318	39.700	109.9	22:41.379
11	2	4:02.172	2:53.960	37.811	30.401	112.5	26:43.551
12	2	1:47.693	40.905	36.768	30.020	214.2	28:31.244
13	2	1:47.992	41.032	36.770	30.190	221.7	30:19.236
14	2	1:47.986	40.901	36.974	30.111	221.3	32:07.222
15	2	1:48.313	41.327	36.879	30.107	216.4	33:55.535
16	2	1:47.630	40.934	36.151	30.545	215.1	35:43.165
17	2	1:50.196	41.558	37.518	31.120	206.8	37:33.361
18	2	1:50.909	42.410	36.895	31.604	199.6	39:24.270
19	2	1:47.509	41.363	36.269	29.877	225.0	41:11.779
20	2	1:47.615	41.018	36.404	30.193	202.6	42:59.394
21	2	1:49.036	42.183	36.702	30.151	202.6	44:48.430
22	2	1:48.012	41.269	36.206	30.537	206.8	46:36.442





# Circuito de Madrid Jarama - RACE

## Iberian Supercars (CPV)

### Race - 1

#### Tiempos Por Vuelta



81

Nerea Marti

BMW M4 GT4

88

Keith Gatehouse

Mercedes AMG GT4

GT4 Pro

Jose Milagros

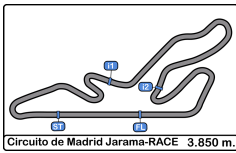
Promotion Motorsport

GT4 Am

Igor Sorokin

NM Racing Team

Lap	D	Time	Sector 1	Sector 2	Sector 3	T. Spd	Elapsed	Lap	D	Time	Sector 1	Sector 2	Sector 3	T. Spd	Elapsed
1	1	1:45.132	43.662	33.431	28.039	204.5	1:45.132	1	1	1:50.974	47.241	34.534	29.199	185.5	1:50.974
2	1	1:39.177	38.402	32.828	27.947	238.9	3:24.309	2	1	1:42.953	40.148	33.629	29.176	233.7	3:33.927
3	1	1:38.986	38.211	32.814	27.961	239.4	5:03.295	3	1	1:42.189	39.578	33.615	28.996	233.2	5:16.116
4	1	1:38.671	38.191	32.546	27.934	239.4	6:41.966	4	1	1:41.647	39.070	33.608	28.969	234.7	6:57.763
5	1	1:39.118	38.362	32.679	28.077	239.4	8:21.084	5	1	1:41.790	39.234	33.526	29.030	232.7	8:39.553
6	1	1:39.124	38.337	32.731	28.056	241.0	10:00.208	6	1	1:42.435	39.680	33.674	29.081	233.2	10:21.988
7	1	1:39.668	38.644	32.867	28.157	242.1	11:39.876	7	1	1:41.915	39.727	33.256	28.932	233.7	12:03.903
8	1	1:42.202	38.376	32.989	30.837	241.0	13:22.078	8	1	1:43.487	39.672	33.327	30.488	233.2	13:47.390
9	1	1:45.711	39.455	34.061	32.195	225.4	15:07.789	9	1	1:44.323	39.838	33.752	30.733	228.3	15:31.713
10	1	1:42.738	39.255	33.241	30.242	233.2	16:50.527	10	1	1:42.908	39.908	33.409	29.591	228.8	17:14.621
11	1	1:41.984	38.980	33.120	29.884	235.2	18:32.511	11	1	1:42.516	39.842	33.352	29.322	230.7	18:57.137
12	1	1:41.611	39.012	33.120	29.479	236.8	20:14.122	12	1	1:43.007	39.374	33.919	29.714	232.7	20:40.144
13	1	1:41.338	39.274	32.917	29.147	235.2	21:55.460	13	1	1:54.046	39.656	43.865	30.525	228.3	22:34.190
14	1	1:41.130	39.045	33.242	28.843	235.2	23:36.590	14	1	1:49.970 P	40.042	33.697	36.231	228.8	24:24.160
15	1	1:48.043 P	38.934	33.237	35.872	238.9	25:24.633	15	2	3:48.528	2:43.179	35.107	30.242	109.7	28:12.688
16	2	3:38.415	2:37.366	32.656	28.393	110.8	29:03.048	16	2	1:45.059	40.137	34.858	30.064	230.7	29:57.747
17	2	1:40.847	38.627	33.116	29.104	242.1	30:43.895	17	2	1:44.732	40.068	34.816	29.848	228.3	31:42.479
18	2	1:40.871	38.843	33.384	28.644	243.7	32:24.766	18	2	1:44.729	40.129	34.615	29.985	231.2	33:27.208
19	2	1:40.367	38.539	32.936	28.892	238.4	34:05.133	19	2	1:45.274	40.336	35.033	29.905	227.3	35:12.482
20	2	1:43.022	39.797	34.021	29.204	226.4	35:48.155	20	2	1:44.965	40.727	34.585	29.653	229.7	36:57.447
21	2	1:42.036	39.110	33.653	29.273	234.7	37:30.191	21	2	1:44.903	40.501	34.706	29.696	228.3	38:42.350
22	2	1:41.271	39.270	33.275	28.726	232.2	39:11.462	22	2	1:45.731	40.210	35.259	30.262	229.7	40:28.081
23	2	1:41.561	39.534	33.361	28.666	235.2	40:53.023	23	2	1:47.143	40.637	36.098	30.408	227.8	42:15.224
24	2	1:40.292	39.022	32.820	28.450	237.8	42:33.315	24	2	1:47.942	40.719	35.929	31.294	228.3	44:03.166
25	2	1:40.645	38.831	33.250	28.564	238.9	44:13.960	25	2	1:47.087	40.649	36.022	30.416	226.8	45:50.253
26	2	1:41.319	38.797	33.388	29.134	237.3	45:55.279	26	2	1:53.039	41.366	38.687	32.986	223.1	47:43.292



# Circuito de Madrid Jarama - RACE

## Iberian Supercars (CPV)

### Race - 1

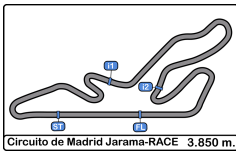
#### Tiempos Por Vuelta



115							116									
Alberto de Martín							Alba Cano									
Mercedes AMG GT4							Mercedes AMG GT4									
GT4 Bronze			Nil Montserrat				NM Racing Team			GT4 Pro			Andy Cantu			
Lap	D	Time	Sector 1	Sector 2	Sector 3	T. Spd	Elapsed	Lap	D	Time	Sector 1	Sector 2	Sector 3	T. Spd	Elapsed	
1	1	1:50.057	46.129	34.576	29.352	188.4	1:50.057	1	1	1:48.734	45.619	34.290	28.825	191.8	1:48.734	
2	1	1:41.418	39.237	33.621	28.560	235.2	3:31.475	2	1	1:41.670	39.491	33.525	28.654	228.3	3:30.404	
3	1	1:41.405	39.171	33.695	28.539	234.2	5:12.880	3	1	1:41.724	39.565	33.620	28.539	225.4	5:12.128	
4	1	1:40.853	38.851	33.427	28.575	234.7	6:53.733	4	1	1:41.021	38.815	33.599	28.607	228.8	6:53.149	
5	1	1:41.337	39.380	33.417	28.540	232.7	8:35.070	5	1	1:41.194	39.305	33.339	28.550	228.8	8:34.343	
6	1	1:41.340	39.066	33.369	28.905	236.8	10:16.410	6	1	1:40.986	38.960	33.445	28.581	230.7	10:15.329	
7	1	1:41.729	39.215	33.707	28.807	234.2	11:58.139	7	1	1:41.409	39.024	33.556	28.829	229.2	11:56.738	
8	1	1:53.529	39.386	33.531	40.612	232.7	13:51.668	8	1	1:43.359	39.073	33.505	30.781	228.3	13:40.097	
9	1	1:43.737	40.060	33.889	29.788	217.7	15:35.405	9	1	1:45.362	40.523	34.029	30.810	220.4	15:25.459	
10	1	1:43.462	39.754	34.181	29.527	226.8	17:18.867	10	1	1:42.813	39.523	33.568	29.722	225.0	17:08.272	
11	1	1:44.231	40.254	34.533	29.444	219.9	19:03.098	11	1	1:42.630	39.381	33.784	29.465	228.8	18:50.902	
12	1	1:49.767 P	40.497	34.783	34.487	223.6	20:52.865	12	1	1:47.657 P	39.720	33.583	34.354	227.3	20:38.559	
13	2	3:44.255	2:40.608	34.210	29.437	111.3	24:37.120	13	2	3:36.003	2:34.331	33.092	28.580	113.0	24:14.562	
14	2	1:41.247	39.284	33.178	28.785	228.8	26:18.367	14	2	1:40.856	39.462	32.941	28.453	234.7	25:55.418	
15	2	1:40.974	39.189	33.128	28.657	234.7	27:59.341	15	2	1:39.742	38.596	32.860	28.286	234.2	27:35.160	
16	2	1:40.528	38.836	33.110	28.582	232.7	29:39.869	16	2	1:39.951	38.596	32.823	28.532	234.7	29:15.111	
17	2	1:40.527	38.936	32.975	28.616	234.7	31:20.396	17	2	1:39.905	38.586	32.821	28.498	234.2	30:55.016	
18	2	1:40.790	39.027	33.085	28.678	234.7	33:01.186	18	2	1:40.231	38.679	32.877	28.675	235.2	32:35.247	
19	2	1:40.829	39.025	33.052	28.752	235.2	34:42.015	19	2	1:40.196	38.933	32.854	28.409	233.7	34:15.443	
20	2	1:42.912	39.275	34.237	29.400	235.2	36:24.927	20	2	1:39.952	38.647	32.815	28.490	235.8	35:55.395	
21	2	1:41.843	39.806	33.263	28.774	222.6	38:06.770	21	2	1:40.478	38.886	32.870	28.722	236.8	37:35.873	
22	2	1:41.189	39.240	33.293	28.656	232.2	39:47.959	22	2	1:40.210	38.840	32.908	28.462	235.2	39:16.083	
23	2	1:41.741	39.094	33.809	28.838	236.3	41:29.700	23	2	1:40.169	38.800	32.920	28.449	236.3	40:56.252	
24	2	1:43.375	39.710	34.199	29.466	235.2	43:13.075	24	2	1:40.704	38.587	33.318	28.799	236.8	42:36.956	
25	2	1:41.817	39.720	33.356	28.741	223.1	44:54.892	25	2	1:40.942	38.847	33.215	28.880	237.3	44:17.898	
26	2	1:42.255	39.694	33.511	29.050	231.7	46:37.147	26	2	1:40.410	38.809	32.931	28.670	235.2	45:58.308	

125							Ginetta G50								
GTX							Simon Moore								
Lap	D	Time	Sector 1	Sector 2	Sector 3	T. Spd	Elapsed	Lap	D	Time	Sector 1	Sector 2	Sector 3	T. Spd	Elapsed
1	1	2:04.236	57.390	35.999	30.847	106.1	2:04.236								
2	1	1:45.829	40.752	35.394	29.683	225.4	3:50.065								
3	1	1:45.222	40.056	35.107	30.059	227.8	5:35.287								
4	1	1:44.405	40.414	34.757	29.234	224.0	7:19.692								
5	1	1:44.659	40.465	34.794	29.400	226.4	9:04.351								
6	1	1:45.221	40.640	34.911	29.670	228.8	10:49.572								
7	1	1:45.888	41.222	35.276	29.390	228.3	12:35.460								
8	1	1:46.601	40.271	35.579	30.751	226.8	14:22.061								
9	1	1:46.356	40.637	35.675	30.044	225.0	16:08.417								
10	1	1:46.364	41.025	35.102	30.237	228.8	17:54.781								
11	1	1:46.252	40.811	35.076	30.365	225.0	19:41.033								
12	1	1:46.878	41.027	35.343	30.508	226.4	21:27.911								
13	1	1:51.839 P	41.085	35.500	35.254	225.0	23:19.750								
14	2	3:47.808	2:42.025	35.798	29.985	112.3	27:07.558								
15	2	1:45.666	40.995	34.893	29.778	221.3	28:53.224								
16	2	1:45.681	41.039	34.946	29.696	225.4	30:38.905								
17	2	1:46.055	40.651	34.668	30.736	225.9	32:24.960								
18	2	1:45.039	40.914	34.565	29.560	222.6	34:09.999								
19	2	1:44.555	40.533	34.502	29.520	208.4	35:54.554								
20	2	1:50.276 P	40.679	34.391	35.206	208.8	37:44.830								
21	2	2:08.705	1:05.289	34.290	29.126	113.9	39:53.535								
22	2	1:43.030	39.831	33.941	29.258	229.2	41:36.565								
23	2	1:47.924 P	39.988	34.248	33.688	224.0	43:24.489								
24	2	2:08.314	1:05.219	33.924	29.171	110.5	45:32.803								
25	2	1:44.995	40.198	34.203	30.594	227.8	47:17.798								





# Circuito de Madrid Jarama - RACE

## Iberian Supercars (CPV)

### Race - 1

#### Análisis



Num	Lap Time	Gap
<b>Lap 1</b>		
81	1:45.132	
36	1:45.858	00.726
48	1:46.570	01.438
40	1:47.675	02.543
116	1:48.734	03.602
115	1:50.057	04.925
16	1:50.264	05.132
88	1:50.974	05.842
37	1:52.209	07.077
11	1:53.038	07.906
33	1:54.173	09.041
69	1:55.758	10.626
27	1:57.464	12.332
25	1:59.376	14.244
19	1:59.738	14.606
125	2:04.236	19.104
23	2:04.520	19.388

Num	Lap Time	Gap
<b>Lap 2</b>		
81	1:39.177	
36	1:39.379	00.928
48	1:39.811	02.072
40	1:41.242	04.608
116	1:41.670	06.095
115	1:41.418	07.166
16	1:42.314	08.269
88	1:42.953	09.618
37	1:43.151	11.051
11	1:43.937	12.666
69	1:47.343	18.792
27	1:46.569	19.724
25	1:48.118	23.185
125	1:45.829	25.756
19	1:54.980	30.409
33	2:06.499	36.363
23	1:58.179	38.390

Num	Lap Time	Gap
<b>Lap 3</b>		
81	1:38.986	
36	1:39.308	01.250
48	1:39.881	02.967
40	1:41.330	06.952
116	1:41.724	08.833
115	1:41.405	09.585
16	1:42.452	11.735
88	1:42.189	12.821
37	1:43.316	15.381
11	1:43.966	17.646
69	1:46.429	26.235
27	1:46.439	27.177
125	1:45.222	31.992
25	1:47.807	32.006
19	1:44.048	35.471
33	1:44.871	42.248
23	1:58.078	57.482

Num	Lap Time	Gap
<b>Lap 4</b>		
81	1:38.671	
36	1:39.460	02.039
48	1:39.626	03.922
40	1:41.704	09.985
116	1:41.021	11.183
115	1:40.853	11.767
16	1:41.438	14.502
88	1:41.647	15.797
37	1:43.787	20.497
11	1:42.458	21.433
69	1:45.692	33.256
27	1:45.646	34.152
125	1:44.405	37.726
25	1:48.678	42.013
19	1:45.670	42.470
33	1:44.391	47.968
23	1:57.902	1:16.713

Num	Lap Time	Gap
<b>Lap 5</b>		
81	1:39.118	
36	1:39.798	02.719
48	1:39.739	04.543
40	1:41.039	11.906
116	1:41.194	13.259
115	1:41.337	13.986
16	1:41.469	16.853
88	1:41.790	18.469
37	1:44.386	25.765
11	1:43.809	26.124
69	1:46.695	40.833
27	1:46.284	41.318
125	1:44.659	43.267
19	1:43.966	47.318
25	1:49.032	51.927
33	1:44.799	53.649
23	1:57.979	1:35.574

Num	Lap Time	Gap
<b>Lap 6</b>		
81	1:39.124	
36	1:39.504	03.099
48	1:39.851	05.270
40	1:41.459	14.241
116	1:40.986	15.121
115	1:41.340	16.202
16	1:42.360	20.089
88	1:42.435	21.780
11	1:43.434	30.434
37	1:44.945	31.586
27	1:46.823	49.017
125	1:45.221	49.364
69	1:48.745	50.454
19	1:44.497	52.691
33	1:47.484	1:02.009
25	1:49.225	1:02.028

Num	Lap Time	Gap
<b>Lap 7</b>		
81	1:39.668	
36	1:39.771	03.202
48	1:40.844	06.446
40	1:41.127	15.700
116	1:41.409	16.862
115	1:41.729	18.263
16	1:42.252	22.673
23	2:06.100	1 Lap
88	1:41.915	24.027
11	1:42.806	33.572
37	1:43.899	35.817
125	1:45.888	55.584
19	1:46.128	59.151
33	1:49.770	1:12.111
25	1:51.427	1:13.787
27	2:06.947	1:16.296
69	2:24.748	1:35.534

Num	Lap Time	Gap
<b>Lap 8</b>		
81	1:42.202	
48	1:42.066	06.310
36	1:53.434	14.434
40	1:43.668	17.166
116	1:43.359	18.019
16	1:43.795	24.266
88	1:43.487	25.312
115	1:53.529	29.590
11	1:43.047	34.417
37	1:46.354	39.969
23	2:02.312	1 Lap
125	1:46.601	59.983
19	1:45.699	1:02.648
33	1:51.008	1:20.917
25	1:50.849	1:22.434

Num	Lap Time	Gap
<b>Lap 9</b>		
81	1:45.711	
48	1:41.829	02.428
36	1:42.969	11.692
40	1:44.601	16.056
116	1:45.362	17.670
16	1:44.518	23.073
88	1:44.323	23.924
115	1:43.737	27.616
11	1:43.140	31.846
37	1:50.334	44.592
23	2:02.564	1 Lap
125	1:46.356	1:00.628
19	1:46.614	1:03.551
69	3:08.869	1 Lap
33	1:49.713	1:24.919
25	1:48.735	1:25.458

Num	Lap Time	Gap
48	1:41.163	00.853
36	1:42.802	11.756
40	1:43.577	16.895
116	1:42.813	17.745
16	1:42.482	22.817
88	1:42.908	24.094
115	1:43.462	28.340
11	1:43.076	32.184
37	1:49.468	51.322
125	1:46.364	1:04.254
19	1:46.235	1:07.048
23	2:01.815	1 Lap
25	1:49.823	1:32.543
33	1:50.907	1:33.088

Num	Lap Time	Gap
<b>Lap 10</b>		
81	1:42.738	

Num	Lap Time	Gap
<b>Lap 11</b>		
81	1:41.984	
48	1:41.383	00.252
36	1:41.699	11.471
40	1:42.473	17.384
116	1:42.630	18.391
16	1:42.879	23.712
88	1:42.516	24.626
115	1:44.231	30.587
11	1:43.443	33.643
37	1:47.381	56.719
125	1:46.252	1:08.522
19	1:46.303	1:11.367
23	1:58.737	1 Lap

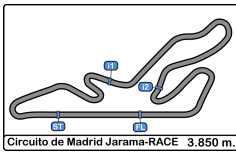
Num	Lap Time	Gap
125	1:51.839	1:24.290

Num	Lap Time	Gap
<b>Lap 12</b>		
81	1:41.611	
33	1:51.356	1 Lap
69	3:50.785	3 Laps
25	1:57.186	1 Lap
48	1:48.187	06.828
36	1:46.996	16.856
40	1:42.049	17.822
116	1:47.657	24.437
88	1:43.007	26.022
16	1:49.918	32.019
11	1:42.817	34.849
115	1:49.767	38.743
37	1:46.091	1:01.199
125	1:46.878	1:13.789
19	1:50.085	1:19.841

Num	Lap Time	Gap
<b>Lap 13</b>		
81	1:41.338	
23	2:00.469	2 Laps
40	1:42.563	19.047
33	2:00.546	1 Lap
88	1:54.046	38.730
11	1:50.013	43.524
69	2:26.315	3 Laps
37	1:45.287	1:05.148







Circuito de Madrid Jarama - RACE

Iberian Supercars (CPV)

Race - 1

Análisis



Num	Lap Time	Gap
115	1:40.528	1 Lap
11	1:44.859	1 Lap
88	1:45.059	1 Lap
33	1:49.279	2 Laps
69	1:47.992	4 Laps
37	3:41.950	1 Lap
19	1:43.068	1 Lap
23	4:00.750	3 Laps
125	1:45.681	1 Lap
48	1:41.126	1:28.291
81	1:40.847	1:28.929
116	1:39.905	1:40.050
36	1:39.898	1:45.760
16	1:42.145	1:55.600
25	1:45.197	1 Lap
115	1:40.527	2:05.430
11	1:43.738	2:24.549
88	1:44.732	2:27.513
33	1:48.594	1 Lap
37	1:43.161	2:50.144
69	1:47.986	3 Laps
19	1:42.858	2:53.863

Num	Lap Time	Gap
<b>Lap 18</b>		
81	1:40.871	
125	1:46.055	1 Lap
48	1:42.191	00.682
23	2:02.986	3 Laps
116	1:40.231	10.481
36	1:40.228	16.188
16	1:41.084	26.884
25	1:43.390	1 Lap
40	3:42.368	32.568
115	1:40.790	36.420
11	1:43.824	58.573
88	1:44.729	1:02.442
37	1:44.551	1:24.895
33	1:49.181	1 Lap
19	1:45.037	1:29.100
69	1:48.313	3 Laps

Num	Lap Time	Gap
<b>Lap 19</b>		
81	1:40.367	
48	1:41.897	02.212
125	1:45.039	1 Lap
116	1:40.196	10.310
36	1:40.445	16.266
23	2:00.431	3 Laps
16	1:42.217	28.734
25	1:42.929	1 Lap
40	1:43.327	35.528
115	1:40.829	36.882
11	1:43.750	1:01.956
88	1:45.274	1:07.349
37	1:42.785	1:27.313
19	1:43.208	1:31.941
69	1:47.630	3 Laps

Num	Lap Time	Gap
33	1:52.021	1 Lap
<b>Lap 20</b>		
81	1:43.022	
48	1:41.635	00.825
125	1:44.555	1 Lap
116	1:39.952	07.240
36	1:40.334	13.578
16	1:41.689	27.401
25	1:42.969	1 Lap
40	1:44.038	36.544
115	1:42.912	36.772
23	2:02.350	3 Laps
11	1:43.993	1:02.927
88	1:44.965	1:09.292
37	1:42.025	1:26.316
19	1:42.571	1:31.490

Num	Lap Time	Gap
<b>Lap 21</b>		
81	1:42.036	
48	1:42.183	00.972
69	1:50.196	4 Laps
116	1:40.478	05.682
33	1:54.832	2 Laps
36	1:40.313	11.855
125	1:50.276	1 Lap
16	1:41.789	27.154
25	1:42.944	1 Lap
115	1:41.843	36.579
40	1:44.552	39.060
23	1:59.432	3 Laps
11	1:43.602	1:04.493
88	1:44.903	1:12.159
37	1:41.895	1:26.175
19	1:48.855	1:38.309

Num	Lap Time	Gap
<b>Lap 22</b>		
81	1:41.271	
48	1:41.663	01.364
116	1:40.210	04.621
36	1:41.244	11.828
69	1:50.909	4 Laps
33	1:51.749	2 Laps
16	1:42.579	28.462
25	1:42.631	1 Lap
115	1:41.189	36.497
40	1:43.909	41.698
125	2:08.705	1 Lap
11	1:44.580	1:07.802
88	1:45.731	1:16.619
23	1:58.941	3 Laps
37	1:41.844	1:26.748

Num	Lap Time	Gap
<b>Lap 23</b>		
81	1:41.561	
48	1:41.573	01.376

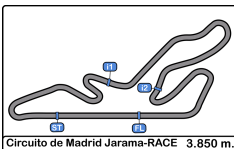
Num	Lap Time	Gap
116	1:40.169	03.229
36	1:41.458	11.725
69	1:47.509	4 Laps
19	2:06.907	1 Lap
33	1:51.259	2 Laps
16	1:42.841	29.742
25	1:42.565	1 Lap
115	1:41.741	36.677
40	1:42.789	42.926
125	1:43.030	1 Lap
11	1:44.152	1:10.393
88	1:47.143	1:22.201
37	1:41.302	1:26.489
23	1:59.432	3 Laps

Num	Lap Time	Gap
<b>Lap 24</b>		
81	1:40.292	
48	1:41.467	02.551
116	1:40.704	03.641
36	1:40.839	12.272
69	1:47.615	4 Laps
19	1:44.406	1 Lap
16	1:43.059	32.509
25	1:43.657	1 Lap
115	1:43.375	39.760
33	1:54.381	2 Laps
40	1:43.864	46.498
125	1:47.924	1 Lap
11	1:44.260	1:14.361
37	1:42.205	1:28.402
88	1:47.942	1:29.851

Num	Lap Time	Gap
<b>Lap 25</b>		
81	1:40.645	
116	1:40.942	03.938
48	1:42.940	04.846
36	1:41.458	13.085
23	2:05.037	4 Laps
19	1:44.777	1 Lap
69	1:49.036	4 Laps
16	1:43.089	34.953
115	1:41.817	40.932
25	1:44.229	1 Lap
40	1:45.275	51.128
33	1:54.450	2 Laps
11	1:44.312	1:18.028
125	2:08.314	1 Lap
37	1:41.560	1:29.317
88	1:47.087	1:36.293

Num	Lap Time	Gap
<b>Lap 26</b>		
81	1:41.319	
116	1:40.410	03.029
48	1:42.746	06.273
36	1:41.708	13.474
19	1:45.354	1 Lap





# Circuito de Madrid Jarama - RACE

## Iberian Supercars (CPV)

### Race - 1

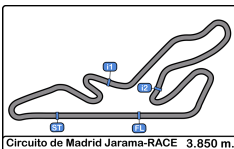
#### Mejores Sectores



Circuito de Madrid Jarama-RACE 3.850 m.

Sector - 1			Sector - 2			Sector - 3			Ideal Lap vs Best Lap		
Clas	Nº Driver	Time	Nº Driver	Time	Nº Driver	Time	Clas	Nº Driver	Ideal Lap	Best Lap	Clas
1	81 Marti - Milagros	38.191	81 Marti - Milagros	32.546	81 Marti - Milagros	27.934	1	81 Marti - Milagros	1:38.671	1:38.671	1
2	36 Aso - Vava-Atanackovic	38.344	36 Aso - Vava-Atanackovic	32.676	48 Tineo - Gonzalez	28.086	2	36 Aso - Vava-Atanackovic	1:39.165	1:39.308	2
3	48 Tineo - Gonzalez	38.493	116 Cano - Cantu	32.815	36 Aso - Vava-Atanackovic	28.145	3	48 Tineo - Gonzalez	1:39.560	1:39.626	3
4	116 Cano - Cantu	38.586	16 Azevedo - Batina	32.957	116 Cano - Cantu	28.286	4	116 Cano - Cantu	1:39.687	1:39.742	4
5	115 de Martín - Montserrat	38.836	115 de Martín - Montserrat	32.975	11 Herraiz - Gomez	28.446	5	115 de Martín - Montserrat	1:40.350	1:40.527	5
6	16 Azevedo - Batina	38.958	48 Tineo - Gonzalez	32.981	115 de Martín - Montserrat	28.539	6	16 Azevedo - Batina	1:40.545	1:40.992	6
7	37 Cruz - Moore	38.978	40 Hormigos - Hernández	33.113	40 Hormigos - Hernández	28.619	7	40 Hormigos - Hernández	1:40.713	1:41.039	7
8	40 Hormigos - Hernández	38.981	88 Gatehouse - Sorokin	33.256	37 Cruz - Moore	28.625	8	37 Cruz - Moore	1:41.063	1:41.302	8
9	88 Gatehouse - Sorokin	39.070	37 Cruz - Moore	33.460	16 Azevedo - Batina	28.630	9	88 Gatehouse - Sorokin	1:41.258	1:41.647	9
10	11 Herraiz - Gomez	39.414	11 Herraiz - Gomez	33.923	25 Kirton - Elsworth	28.900	10	11 Herraiz - Gomez	1:41.783	1:42.458	10
11	25 Kirton - Elsworth	39.428	125 Pinto - Moore	33.924	88 Gatehouse - Sorokin	28.932	11	25 Kirton - Elsworth	1:42.341	1:42.565	11
12	19 Smörg - Macias	39.533	25 Kirton - Elsworth	34.013	19 Smörg - Macias	28.965	12	19 Smörg - Macias	1:42.559	1:42.571	12
13	125 Pinto - Moore	39.831	19 Smörg - Macias	34.061	125 Pinto - Moore	29.126	13	125 Pinto - Moore	1:42.881	1:43.030	13
14	27 Rafael Muncharaz	40.156	33 Rui Miritta	34.670	33 Rui Miritta	29.396	14	33 Rui Miritta	1:44.245	1:44.391	14
15	33 Rui Miritta	40.179	69 Benett - Fothergill	35.249	27 Rafael Muncharaz	29.686	15	27 Rafael Muncharaz	1:45.093	1:45.646	15
16	69 Benett - Fothergill	40.527	27 Rafael Muncharaz	35.251	69 Benett - Fothergill	29.708	16	69 Benett - Fothergill	1:45.484	1:45.692	16
17	23 Filipe Matias	44.767	23 Filipe Matias	39.511	23 Filipe Matias	32.640	17	23 Filipe Matias	1:56.918	1:57.902	17





Circuito de Madrid Jarama - RACE

Iberian Supercars (CPV)

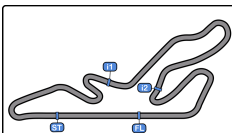
Race - 1

Secuencia Líder



Nº	Team	Driver - 1	Driver - 2	Vehicle	Cat	Start Lap	End Lap	Laps	Total Laps
81	Promotion Motorsport	<u>Nerea Marti</u>	Jose Milagros	BMW M4 GT4	GT4 Pro	1	15	15	15
40	RACE	<u>Borja Hormigos</u>	Héctor Hernández	BMW M4 GT4	GT4 Bronze	16	17	2	2
81	Promotion Motorsport	<u>Nerea Marti</u>	Jose Milagros	BMW M4 GT4	GT4 Pro	18	26	9	24





# Circuito de Madrid Jarama - RACE

## Iberian Supercars (CPV)

### Race - 1

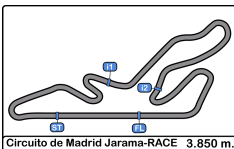
#### 5 Mejores Tiempos

Circuito de Madrid Jarama-RACE 3.850 m.



Cl	Nº Team	Driver - 1	Driver - 2	Vehicle	Cat	Cl	Best 1		Best 2		Best 3		Best 4		Best 5	
							Time	Lap	Time	Lap	Time	Lap	Time	Lap	Time	Lap
1	81 Promotion Motorsport	<u>Nerea Marti</u>	Jose Milagros	BMW M4 GT4	GT4 Pro	1	1:38.671	4	1:38.986	3	1:39.118	5	1:39.124	6	1:39.177	2
2	36 NM Racing Team	<u>Guillermo Aso</u>	Filip Vava-Atanackovic	Mercedes AMG GT4	GT4 Pro	2	1:39.308	3	1:39.379	2	1:39.460	4	1:39.504	6	1:39.771	7
3	48 Motor Club Sabadell	<u>Salvador Tineo</u>	Luis Gonzalez	Mercedes AMG GT4	GT4 Pro	3	1:39.626	4	1:39.739	5	1:39.811	2	1:39.851	6	1:39.881	3
4	116 NM Racing Team	<u>Alba Cano</u>	Andy Cantu	Mercedes AMG GT4	GT4 Pro	4	1:39.742	15	1:39.905	17	1:39.951	16	1:39.952	20	1:40.169	23
5	115 NM Racing Team	<u>Alberto de Martin</u>	Nil Montserrat	Mercedes AMG GT4	GT4 Bronz	1	1:40.527	17	1:40.528	16	1:40.790	18	1:40.829	19	1:40.853	4
6	16 Orlando Batina	<u>Sérgio Azevedo</u>	Orlando Batina	BMW M4 GT4	GT4 Pro	5	1:40.992	15	1:41.084	18	1:41.438	4	1:41.469	5	1:41.490	16
7	40 RACE	<u>Borja Hormigos</u>	Héctor Hernández	BMW M4 GT4	GT4 Bronz	1	1:41.039	5	1:41.127	7	1:41.242	2	1:41.330	3	1:41.459	6
8	37 Tockwith Motorsports	<u>Henrique Cruz</u>	Jemma Moore	Ginetta G55	GTX	1	1:41.302	23	1:41.560	25	1:41.844	22	1:41.895	21	1:42.025	20
9	88 NM Racing Team	<u>Keith Gatehouse</u>	Igor Sorokin	Mercedes AMG GT4	GT4 Am	1	1:41.647	4	1:41.790	5	1:41.915	7	1:42.189	3	1:42.435	6
10	11 RX Pro Racing	<u>Pedro Herraiz</u>	Samuel Gomez	Hyundai i30 TCR	TCR	1	1:42.458	4	1:42.806	7	1:42.817	12	1:43.047	8	1:43.076	10
11	25 Steve Kirton	<u>Steve Kirton</u>	Jonathan Elsworth	Ginetta G55	GTX	2	1:42.565	22	1:42.631	21	1:42.929	18	1:42.944	20	1:42.969	19
12	19 Promotion Motorsport	<u>J.M Smörg</u>	Javier Macias	BMW M4 GT4	GT4 Am	2	1:42.571	20	1:42.858	17	1:43.068	16	1:43.208	19	1:43.553	15
13	125 Simon Moore	<u>Tomás Pinto</u>	Simon Moore	Ginetta G50	GTX	3	1:43.030	22	1:44.405	4	1:44.555	19	1:44.659	5	1:44.995	25
14	33 Monteiro's Competição	Rui Miritta		Porsche 911 Cup	Cup	1	1:44.391	4	1:44.799	5	1:44.871	3	1:47.484	6	1:48.594	16
15	27 SMC Motorsport	Rafael Muncharaz		McLaren 570S GT4	GT4 Am	3	1:45.646	4	1:46.284	5	1:46.439	3	1:46.569	2	1:46.823	6
16	69 Marcus Fothergill	<u>Dave Benett</u>	Marcus Fothergill	Porsche 911 Cup	Cup	2	1:45.692	4	1:46.429	3	1:46.695	5	1:47.343	2	1:47.509	19
17	23 Filipe Matias	Filipe Matias		Ginetta G40	TC	1	1:57.902	4	1:57.979	5	1:58.078	3	1:58.179	2	1:58.737	10





## Circuito de Madrid Jarama - RACE

### Iberian Supercars (CPV)

#### Race - 1

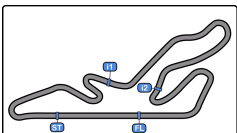
#### 5 Mejores Velocidades



Cl	Nº Team	Driver - 1	Driver - 2	Vehicle	Cat	Cl	Top 1		Top 2		Top 3		Top 4		Top 5		Avg
							Km/h	Lap	Km/h	Lap	Km/h	Lap	Km/h	Lap	Km/h	Lap	
1	81 Promotion Motorsport	<u>Nerea Marti</u>	Jose Milagros	BMW M4 GT4	GT4 Pro	1	243.7	18	242.1	7	242.1	17	241.0	6	241.0	8	242.0
2	16 Orlando Batina	<u>Sérgio Azevedo</u>	Orlando Batina	BMW M4 GT4	GT4 Pro	2	243.2	14	242.1	2	242.1	17	241.6	5	241.0	16	242.0
3	40 RACE	<u>Borja Hormigos</u>	Héctor Hernández	BMW M4 GT4	GT4 Bronz	1	242.1	7	241.0	3	241.0	8	241.0	23	241.0	24	241.2
4	36 NM Racing Team	<u>Guillermo Aso</u>	Filip Vava-Atanackovic	Mercedes AMG GT4	GT4 Pro	3	238.4	7	238.4	15	237.8	5	237.8	19	237.8	21	238.0
5	19 Promotion Motorsport	<u>J.M Smörg</u>	Javier Macias	BMW M4 GT4	GT4 Am	1	237.8	20	236.8	21	236.8	25	236.3	14	236.3	16	236.8
6	116 NM Racing Team	<u>Alba Cano</u>	Andy Cantu	Mercedes AMG GT4	GT4 Pro	4	237.3	25	236.8	21	236.8	24	236.3	23	235.8	20	236.6
7	11 RX Pro Racing	<u>Pedro Herraiz</u>	Samuel Gomez	Hyundai i30 TCR	TCR	1	236.8	11	235.8	10	235.2	5	234.2	2	234.2	8	235.2
8	115 NM Racing Team	<u>Alberto de Martín</u>	Nil Montserrat	Mercedes AMG GT4	GT4 Bronz	1	236.8	6	236.3	23	235.2	2	235.2	19	235.2	20	235.8
9	48 Motor Club Sabadell	<u>Salvador Tineo</u>	Luis Gonzalez	Mercedes AMG GT4	GT4 Pro	5	236.3	5	235.8	6	235.2	7	234.7	18	234.7	22	235.3
10	88 NM Racing Team	<u>Keith Gatehouse</u>	Igor Sorokin	Mercedes AMG GT4	GT4 Am	2	234.7	4	233.7	2	233.7	7	233.2	3	233.2	6	233.7
11	27 SMC Motorsport	Rafael Muncharaz		McLaren 570S GT4	GT4 Am	3	232.2	7	231.2	5	230.2	4	229.7	2	228.8	6	230.4
12	69 Marcus Fothergill	<u>Dave Benett</u>	Marcus Fothergill	Porsche 911 Cup	Cup	1	232.2	4	231.2	6	228.8	2	228.8	7	225.0	19	229.2
13	125 Simon Moore	<u>Tomás Pinto</u>	Simon Moore	Ginetta G50	GTX	1	229.2	22	228.8	6	228.8	10	228.3	7	227.8	3	228.6
14	33 Monteiro's Competição	Rui Miritta		Porsche 911 Cup	Cup	2	227.8	16	227.3	7	219.5	2	215.1	9	211.3	3	220.2
15	37 Tockwith Motorsports	<u>Henrique Cruz</u>	Jemma Moore	Ginetta G55	GTX	2	225.9	24	225.0	2	225.0	23	224.5	3	224.0	26	224.9
16	25 Steve Kirton	<u>Steve Kirton</u>	Jonathan Elsworth	Ginetta G55	GTX	3	223.6	23	222.2	14	222.2	17	222.2	18	222.2	21	222.4
17	23 Filipe Matias	Filipe Matias		Ginetta G40	TC	1	196.0	2	192.1	6	192.1	11	191.8	5	191.8	13	192.8







Circuito de Madrid Jarama-RACE 3.850 m.

### Circuito de Madrid Jarama - RACE

### Iberian Supercars (CPV)

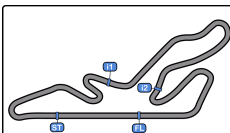
### Race - 1

### Secuencia Vueltas Rápidas



Lap	Day Time	Session Time	Nº Team	Driver - 1	Driver - 2	Vehicle	Cat	Time	Km/h
2	11:21:52.904	3:23.904	81 Promotion Motorsport	<u>Nerea Marti</u>	Jose Milagros	BMW M4 GT4	GT4 Pro	<b>1:39.177</b>	139.7
3	11:23:31.890	5:02.890	81 Promotion Motorsport	<u>Nerea Marti</u>	Jose Milagros	BMW M4 GT4	GT4 Pro	<b>1:38.986</b>	140.0
4	11:25:10.561	6:41.561	81 Promotion Motorsport	<u>Nerea Marti</u>	Jose Milagros	BMW M4 GT4	GT4 Pro	<b>1:38.671</b>	140.4





## Circuito de Madrid Jarama - RACE

### Iberian Supercars (CPV)

#### Race - 1

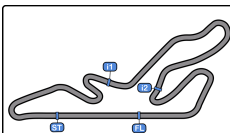
#### Mejor Máxima Velocidad del Evento

Circuito de Madrid Jarama-RACE 3.850 m.



Nº	Team	Driver - 1	Driver - 2	Vehicle	Cat	Km/h	Session
16	Orlando Batina	Sérgio Azevedo	Orlando Batina	BMW M4 GT4	GT4 Pro	243.7	Free Practice
81	Promotion Motorsport	Nerea Marti	Jose Milagros	BMW M4 GT4	GT4 Pro	243.7	Race - 1
40	RACE	Borja Hormigos	Héctor Hernández	BMW M4 GT4	GT4 Bronz	242.1	Free Practice
27	SMC Motorsport	Rafael Muncharaz		McLaren 570S GT4	GT4 Am	240.0	Free Practice
19	Promotion Motorsport	J.M Smörg	Javier Macias	BMW M4 GT4	GT4 Am	240.0	Qualifying - 2
115	NM Racing Team	Alberto de Martín	Nil Montserrat	Mercedes AMG GT4	GT4 Bronz	238.9	Qualifying - 1
36	NM Racing Team	Guillermo Aso	Filip Vava-Atanackovic	Mercedes AMG GT4	GT4 Pro	238.4	Race - 1
48	Motor Club Sabadell	Salvador Tíneo	Luis Gonzalez	Mercedes AMG GT4	GT4 Pro	237.3	Free Practice
116	NM Racing Team	Alba Cano	Andy Cantu	Mercedes AMG GT4	GT4 Pro	237.3	Race - 1
11	RX Pro Racing	Pedro Herraiz	Samuel Gomez	Hyundai i30 TCR	TCR	236.8	Race - 1
88	NM Racing Team	Keith Gatehouse	Igor Sorokin	Mercedes AMG GT4	GT4 Am	235.2	Qualifying - 2
69	Marcus Fothergill	Dave Benett	Marcus Fothergill	Porsche 911 Cup	Cup	233.7	Qualifying - 1
33	Monteiros Competição	Rui Miritta		Porsche 911 Cup	Cup	231.2	Free Practice
22	JC Group Racing Team	Gabriela Correia		Mercedes AMG GT4	GT4 Bronz	231.2	Free Practice
125	Simon Moore	Tomás Pinto	Simon Moore	Ginetta G50	GTX	229.2	Race - 1
37	Tockwith Motorsports	Henrique Cruz	Jemma Moore	Ginetta G55	GTX	226.8	Qualifying - 1
25	Steve Kirton	Steve Kirton	Jonathan Elsworth	Ginetta G55	GTX	223.6	Race - 1
23	Filipe Matias	Filipe Matias		Ginetta G40	TC	196.0	Race - 1





Circuito de Madrid Jarama - RACE

Iberian Supercars (CPV)

Race - 1

Cuentavueltas

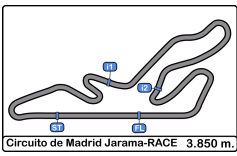
Circuito de Madrid Jarama-RACE 3.850 m.



LAP

Nr	Po	Grid	1	2	3	4	5	6	7	8	9	10	11	12	13	14	15	16	17	18	19	20	21	22	23	24	25	26	
81	<b>1</b>	81	81	81	81	81	81	81	81	81	81	81	81	81	81	81	81	40	40	81	81	81	81	81	81	81	81	81	
36	<b>2</b>	36	36	36	36	36	36	36	36	36	48	48	48	48	48	40	40	40	48	48	48	48	48	48	48	48	48	116	116
48	<b>3</b>	48	48	48	48	48	48	48	48	48	36	36	36	36	36	88	88	37	81	81	116	116	116	116	116	116	116	48	48
115	<b>4</b>	115	40	40	40	40	40	40	40	40	40	40	40	40	11	37	48	116	116	36	36	36	36	36	36	36	36	36	36
116	<b>5</b>	116	116	116	116	116	116	116	116	116	116	116	116	116	37	48	116	36	36	16	16	16	16	16	16	16	16	16	16
40	<b>6</b>	40	115	115	115	115	115	115	115	115	16	16	16	16	88	125	116	36	16	16	40	40	40	115	115	115	115	115	115
16	<b>7</b>	16	16	16	16	16	16	16	16	16	88	88	88	88	16	48	36	16	115	115	115	115	115	40	40	40	40	40	40
88	<b>8</b>	88	88	88	88	88	88	88	88	115	115	115	115	11	116	16	115	11	11	11	11	11	11	11	11	11	11	11	11
37	<b>9</b>	37	37	37	37	37	37	11	11	11	11	11	11	115	36	115	11	88	88	88	88	88	88	88	88	88	37	37	37
11	<b>10</b>	11	11	11	11	11	11	37	37	37	37	37	37	37	16	11	88	37	37	37	37	37	37	37	37	37	88	88	88
125	<b>11</b>	125	33	69	69	69	69	27	125	125	125	125	125	125	115	19	19	19	19	19	19	19	19	19	19	19	19	19	19
27	<b>12</b>	27	69	27	27	27	27	125	19	19	19	19	19	19	19	125	125	125	125	125	125	125	125	25	25	25	25	25	25
33	<b>13</b>	33	27	25	125	125	125	69	33	33	33	33	25	33	33	25	25	25	25	25	25	25	25	25	125	125	125	125	125
19	<b>14</b>	19	25	125	25	25	19	19	25	25	25	33	25	23	23	33	33	33	33	33	33	33	33	33	33	33	33	33	33
69	<b>15</b>	69	19	19	19	19	25	33	27	23	23	23	23	25	33	23	23	23	23	23	23	23	23	23	23	23	23	23	23
25	<b>16</b>	25	125	33	33	33	33	25	69	69	69	69	69	69	69	69	69	69	69	69	69	69	69	69	69	69	69	69	69
23	<b>17</b>	23	23	23	23	23	23	23	23	23	23	23	23	23	23	23	23	23	23	23	23	23	23	23	23	23	23	23	23

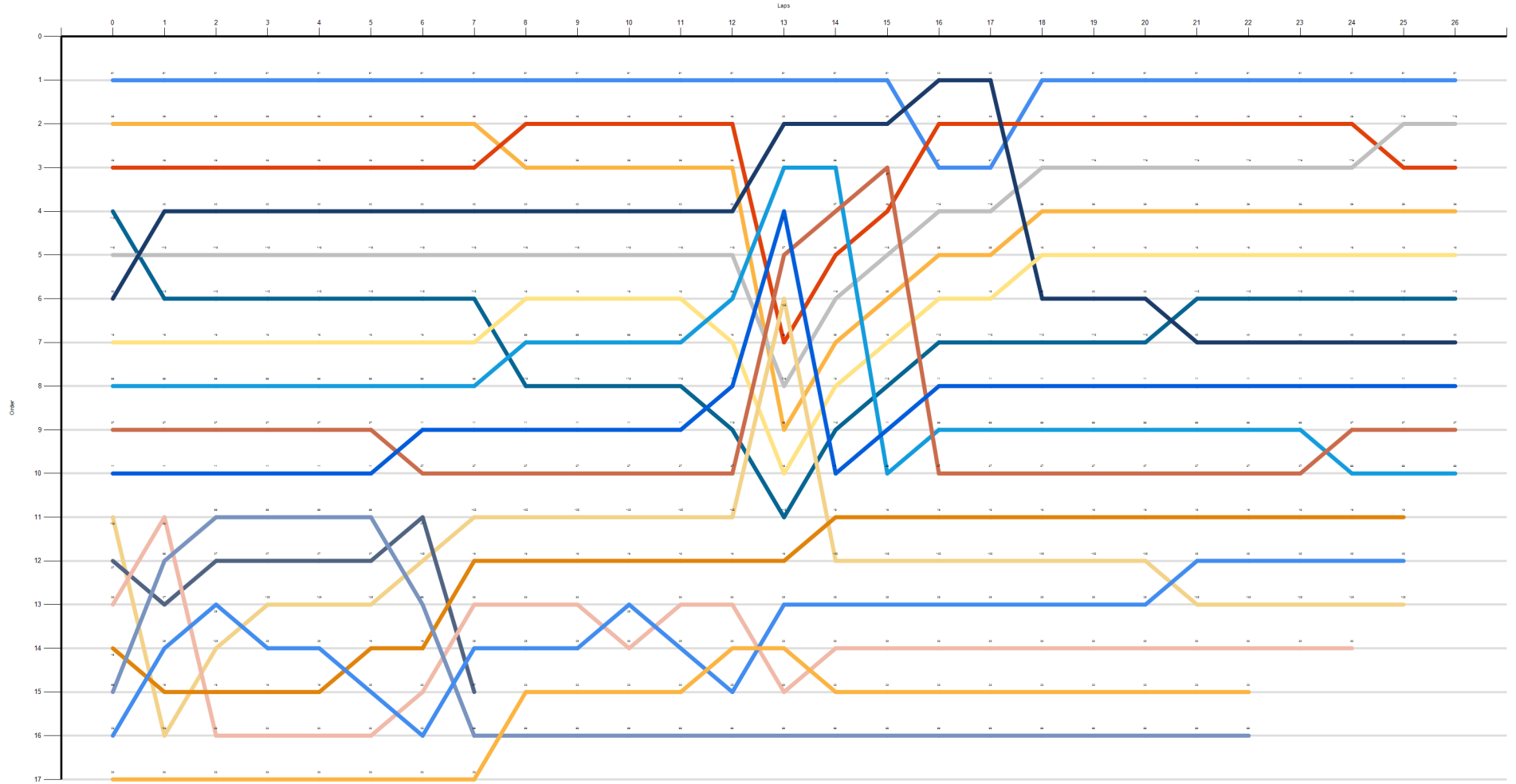


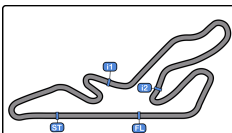


Circuito de Madrid Jarama - RACE  
 Iberian Supercars (CPV)  
 Race - 1  
 Cuentavueltas Gráfico



- 81
- 38
- 116
- 40
- 58
- 11
- 125
- 33
- 59
- 23





# Circuito de Madrid Jarama - RACE

## Iberian Supercars (CPV)

### Race - 1

#### Tiempos Parada en Pit

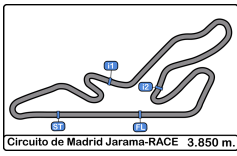
Circuito de Madrid Jarama-RACE 3.850 m.



Ord	Nr.	In Day Time	Team	Driver - 1	Driver - 2	Vehicle	Cat	In Time	Stop N°	Pit Time	Handicap	Diff.
1	69	11:38:40.319	Marcus Fothergill	<b>Dave Benett</b>	Marcus Fothergill	Porsche 911 Cup	Cup	20:11.724	3	25.287	2:05	-39.713
2	25	11:38:45.217	Steve Kirton	<b>Steve Kirton</b>	Jonathan Elsworth	Ginetta G55	GTX	20:16.622	1	2:10.504	2:00	
3	48	11:38:46.214	Motor Club Sabadell	<b>Salvador Tineo</b>	Luis Gonzalez	Mercedes AMG GT4	GT4 P	20:17.619	1	2:00.744	2:00	
4	36	11:38:56.800	NM Racing Team	<b>Guillermo Aso</b>	Filip Vava-Atanackovic	Mercedes AMG GT4	GT4 P	20:28.205	1	2:11.928	2:10	
5	116	11:39:04.352	NM Racing Team	<b>Alba Cano</b>	Andy Cantu	Mercedes AMG GT4	GT4 P	20:35.757	1	2:00.754	2:00	
6	16	11:39:11.083	Orlando Batina	<b>Sérgio Azevedo</b>	Orlando Batina	BMW M4 GT4	GT4 P	20:42.488	1	2:01.637	2:00	
7	115	11:39:18.602	NM Racing Team	<b>Alberto de Martín</b>	Nil Montserrat	Mercedes AMG GT4	GT4 B	20:50.007	1	2:06.274	2:05	
8	19	11:39:59.673	Promotion Motorsport	<b>J.M Smörg</b>	Javier Macias	BMW M4 GT4	GT4 A	21:31.078	1	2:02.667	2:03	-0.333
9	33	11:40:39.568	Monteiros Competição	Rui Miritta		Porsche 911 Cup	Cup	22:10.973	1	2:36.274	2:10	
10	11	11:41:03.677	RX Pro Racing	<b>Pedro Herraiz</b>	Samuel Gomez	Hyundai i30 TCR	TCR	22:35.082	1	2:05.471	2:00	
11	69	11:41:06.675	Marcus Fothergill	<b>Dave Benett</b>	Marcus Fothergill	Porsche 911 Cup	Cup	22:38.080	4	2:18.160	2:05	
12	125	11:41:45.529	Simon Moore	<b>Tomás Pinto</b>	Simon Moore	Ginetta G50	GTX	23:16.934	1	2:06.034	2:10	-3.966
13	88	11:42:49.165	NM Racing Team	<b>Keith Gatehouse</b>	Igor Sorokin	Mercedes AMG GT4	GT4 A	24:20.570	1	2:07.970	2:05	
14	81	11:43:50.485	Promotion Motorsport	<b>Nerea Marti</b>	Jose Milagros	BMW M4 GT4	GT4 P	25:21.890	1	2:03.825	2:03	
15	23	11:44:49.887	Filipe Matias	Filipe Matias		Ginetta G40	TC	26:21.292	1	2:05.012	2:00	
16	37	11:45:05.553	Tockwith Motorsports	<b>Henrique Cruz</b>	Jemma Moore	Ginetta G55	GTX	26:36.958	1	2:03.449	2:00	
17	40	11:47:40.394	RACE	<b>Borja Hormigos</b>	Héctor Hernández	BMW M4 GT4	GT4 B	29:11.799	1	2:03.962	2:00	
18	125	11:56:10.640	Simon Moore	<b>Tomás Pinto</b>	Simon Moore	Ginetta G50	GTX	37:42.045	2	30.855	2:10	-39.145
19	19	11:57:34.347	Promotion Motorsport	<b>J.M Smörg</b>	Javier Macias	BMW M4 GT4	GT4 A	39:05.752	2	27.572	2:03	-35.428
20	125	12:01:50.426	Simon Moore	<b>Tomás Pinto</b>	Simon Moore	Ginetta G50	GTX	43:21.831	3	30.697	2:10	-39.303



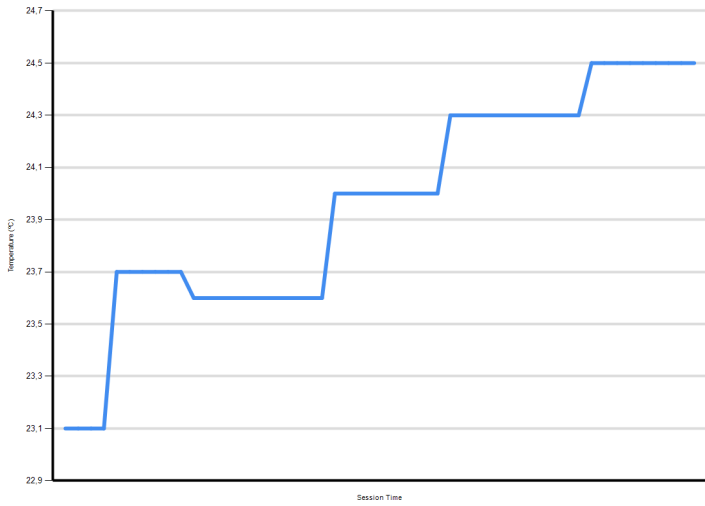




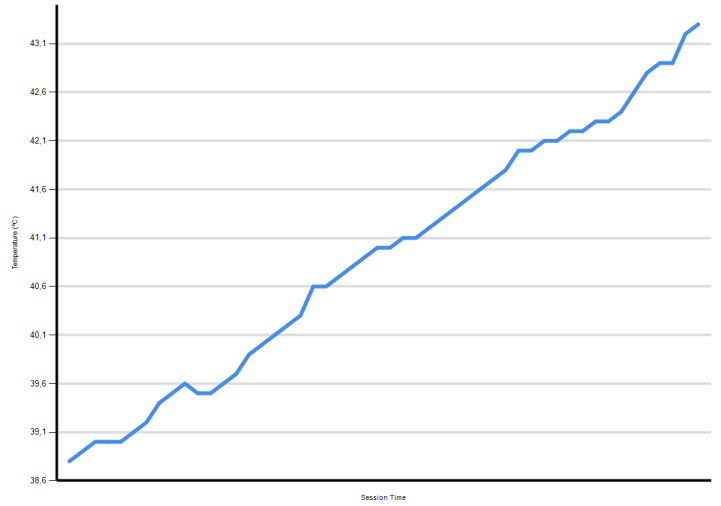
**Circuito de Madrid Jarama - RACE**  
**Iberian Supercars (CPV)**  
**Race - 1**  
**Informe Meteorológico**



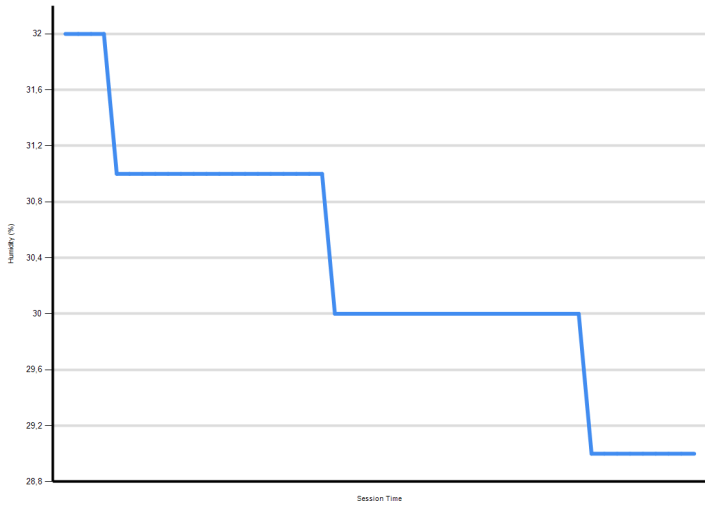
Air Temperature




Track Temperature




Humidity



Pressure



Wind Speed



Wind direction

