

Circuito de Madrid Jarama - RACE

Iberian Supercars (CPV)

Qualifying - 2

Resultados Provisionales

Circuito de Madrid Jarama-RACE 3.850 m.



Cls	Nº	Team	Driver - 1	Driver - 2	Vehicle	Cat	Cls	Laps	Best	Time	Gap	Interval	Km/h
1	36	NM Racing Team	Guillermo Aso	<u>Filip Vava-Atanackovic</u>	Mercedes AMG GT4	GT4 Pro	1	5	3	1:37.778			141.7
2	81	Promotion Motorsport	Nerea Marti	<u>Jose Milagros</u>	BMW M4 GT4	GT4 Pro	2	7	3	1:37.779	0.001	0.001	141.7
3	115	NM Racing Team	Alberto de Martín	<u>Nil Montserrat</u>	Mercedes AMG GT4	GT4 Bronz	1	5	3	1:38.064	0.286	0.285	141.3
4	16	Orlando Batina	Sérgio Azevedo	<u>Orlando Batina</u>	BMW M4 GT4	GT4 Pro	3	9	4	1:38.510	0.732	0.446	140.6
5	116	NM Racing Team	Alba Cano	<u>Andy Cantu</u>	Mercedes AMG GT4	GT4 Pro	4	7	5	1:38.534	0.756	0.024	140.6
6	48	Motor Club Sabadell	Salvador Tineo	<u>Luis Gonzalez</u>	Mercedes AMG GT4	GT4 Pro	5	7	6	1:38.937	1.159	0.403	140.0
7	88	NM Racing Team	Keith Gatehouse	<u>Igor Sorokin</u>	Mercedes AMG GT4	GT4 Am	1	8	7	1:40.785	3.007	1.848	137.5
8	19	Promotion Motorsport	J.M Smörg	<u>Javier Macias</u>	BMW M4 GT4	GT4 Am	2	8	4	1:41.287	3.509	0.502	136.8
9	37	Tockwith Motorsports	Henrique Cruz	<u>Jemma Moore</u>	Ginetta G55	GTX	1	9	3	1:41.304	3.526	0.017	136.8
10	40	RACE	Borja Hormigos	<u>Héctor Hernández</u>	BMW M4 GT4	GT4 Bronz	1	7	3	1:41.432	3.654	0.128	136.6
11	69	Marcus Fothergill	Dave Benett	<u>Marcus Fothergill</u>	Porsche 911 Cup	Cup	1	8	5	1:41.822	4.044	0.390	136.1
12	11	RX Pro Racing	Pedro Herraiz	<u>Samuel Gomez</u>	Hyundai i30 TCR	TCR	1	9	8	1:41.847	4.069	0.025	136.0
13	27	SMC Motorsport	Rafael Muncharaz		McLaren 570S GT4	GT4 Am	3	9	7	1:42.510	4.732	0.663	135.2
14	125	Simon Moore	Tomás Pinto	<u>Simon Moore</u>	Ginetta G50	GTX	2	8	6	1:42.701	4.923	0.191	134.9
15	25	Steve Kirton	Steve Kirton	<u>Jonathan Elsworth</u>	Ginetta G55	GTX	3	9	6	1:43.130	5.352	0.429	134.3
16	33	Monteiros Competição	Rui Miritta		Porsche 911 Cup	Cup	2	5	4	1:43.524	5.746	0.394	133.8
17	23	Filipe Matias	Filipe Matias		Ginetta G40	TC	1	5	4	1:56.601	18.823	13.077	118.8

Published at:.....16h 16m.....

Track Temp: 51.1 °C Air Temp: 27.3 °C Humidity: 22 % Track Status: SECA

Race Director:

Ramiro BRITO

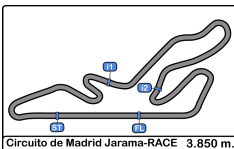
DCI PT24/0086

Timekeeper:

Maria.Jesús GAMAZO

JOB-0499-ESP/M





Circuito de Madrid Jarama - RACE
Iberian Supercars (CPV)
Qualifying - 2
Resultados Provisionales por Categoría



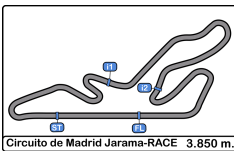
GT4 Pro													
Cls	Nº	Team	Driver - 1	Driver - 2	Vehicle	Cat	Cls	Laps	Best	Time	Gap	Interval	Km/h
1	36	NM Racing Team	Guillermo Aso	Filip Vava-Atanackovic	Mercedes AMG GT4	GT4 Pro	1	5	3	1:37.778			141.7
2	81	Promotion Motorsport	Nerea Marti	Jose Milagros	BMW M4 GT4	GT4 Pro	2	7	3	1:37.779	0.001	0.001	141.7
3	16	Orlando Batina	Sérgio Azevedo	Orlando Batina	BMW M4 GT4	GT4 Pro	3	9	4	1:38.510	0.732	0.731	140.6
4	116	NM Racing Team	Alba Cano	Andy Cantu	Mercedes AMG GT4	GT4 Pro	4	7	5	1:38.534	0.756	0.024	140.6
5	48	Motor Club Sabadell	Salvador Tineo	Luis Gonzalez	Mercedes AMG GT4	GT4 Pro	5	7	6	1:38.937	1.159	0.403	140.0
GT4 Bronze													
Cls	Nº	Team	Driver - 1	Driver - 2	Vehicle	Cat	Cls	Laps	Best	Time	Gap	Interval	Km/h
1	115	NM Racing Team	Alberto de Martín	Nil Montserrat	Mercedes AMG GT4	GT4 Bronz	1	5	3	1:38.064			141.3
GT4 Am													
Cls	Nº	Team	Driver - 1	Driver - 2	Vehicle	Cat	Cls	Laps	Best	Time	Gap	Interval	Km/h
1	88	NM Racing Team	Keith Gatehouse	Igor Sorokin	Mercedes AMG GT4	GT4 Am	1	8	7	1:40.785			137.5
2	19	Promotion Motorsport	J.M Smörg	Javier Macias	BMW M4 GT4	GT4 Am	2	8	4	1:41.287	0.502	0.502	136.8
3	27	SMC Motorsport	Rafael Muncharaz		McLaren 570S GT4	GT4 Am	3	9	7	1:42.510	1.725	1.223	135.2
GTX													
Cls	Nº	Team	Driver - 1	Driver - 2	Vehicle	Cat	Cls	Laps	Best	Time	Gap	Interval	Km/h
1	37	Tockwith Motorsports	Henrique Cruz	Jemma Moore	Ginetta G55	GTX	1	9	3	1:41.304			136.8
2	125	Simon Moore	Tomás Pinto	Simon Moore	Ginetta G50	GTX	2	8	6	1:42.701	1.397	1.397	134.9
3	25	Steve Kirton	Steve Kirton	Jonathan Elsworth	Ginetta G55	GTX	3	9	6	1:43.130	1.826	0.429	134.3
GT4 Bronze													
Cls	Nº	Team	Driver - 1	Driver - 2	Vehicle	Cat	Cls	Laps	Best	Time	Gap	Interval	Km/h
1	40	RACE	Borja Hormigos	Héctor Hernández	BMW M4 GT4	GT4 Bronz	1	7	3	1:41.432			136.6
Cup													
Cls	Nº	Team	Driver - 1	Driver - 2	Vehicle	Cat	Cls	Laps	Best	Time	Gap	Interval	Km/h
1	69	Marcus Fothergill	Dave Benett	Marcus Fothergill	Porsche 911 Cup	Cup	1	8	5	1:41.822			136.1
2	33	Monteiros Competição	Rui Miritta		Porsche 911 Cup	Cup	2	5	4	1:43.524	1.702	1.702	133.8
TCR													
Cls	Nº	Team	Driver - 1	Driver - 2	Vehicle	Cat	Cls	Laps	Best	Time	Gap	Interval	Km/h
1	11	RX Pro Racing	Pedro Herraiz	Samuel Gomez	Hyundai i30 TCR	TCR	1	9	8	1:41.847			136.0

Published at:.....

Track Temp: 51.1 °C Air Temp: 27.3 °C Humidity: 22 % Track Status: SECA

Race Director:	Ramiro BRITO DCI PT24/0086	Timekeeper:	Maria.Jesús GAMAZO JOB-0499-ESP/M
-----------------------	-------------------------------	--------------------	--------------------------------------





Circuito de Madrid Jarama - RACE
 Iberian Supercars (CPV)
 Qualifying - 2
Resultados Provisionales por Categoría



TC													
Cls	Nº	Team	Driver - 1	Driver - 2	Vehicle	Cat	Cls	Laps	Best	Time	Gap	Interval	Km/h
1	23	Filipe Matias	Filipe Matias		Ginetta G40	TC	1	5	4	1:56.601			118.8

Published at:.....

Track Temp: 51.1 °C Air Temp: 27.3 °C Humidity: 22 % Track Status: SECA

Race Director:

Ramiro BRITO

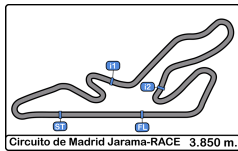
DCI PT24/0086

Timekeeper:

Maria.Jesús GAMAZO

JOB-0499-ESP/M





Circuito de Madrid Jarama - RACE

Iberian Supercars (CPV)

Qualifying - 2

Tiempos Por Vuelta



11 Pedro Herraiz Hyundai i30 TCR							25 Steve Kirton Ginetta G55								
TCR Samuel Gomez			RX Pro Racing				GTX			Jonathan Elsworth Steve Kirton					
Lap	D	Time	Sector 1	Sector 2	Sector 3	T. Spd	Elapsed	Lap	D	Time	Sector 1	Sector 2	Sector 3	T. Spd	Elapsed
1	2	15:23:31.075	15:22:25.651	35.710	29.714	106.0	15:23:31.075	1	2	15:24:13.976	15:23:01.969	40.345	31.662	91.2	15:24:13.976
2	2	1:44.309	40.466	34.745	29.098	211.3	15:25:15.384	2	2	1:45.847	41.082	35.296	29.469	214.7	15:25:59.823
3	2	1:42.665	39.559	34.301	28.805	226.8	15:26:58.049	3	2	1:44.299	40.124	34.772	29.403	220.8	15:27:44.122
4	2	1:50.701 P	39.738	34.020	36.943	227.8	15:28:48.750	4	2	1:43.557	39.874	34.347	29.336	219.9	15:29:27.679
5	2	2:53.356	1:49.668	34.715	28.973	109.9	15:31:42.106	5	2	1:43.669	39.961	34.180	29.528	218.1	15:31:11.348
6	2	1:42.142	39.544	33.800	28.798	226.8	15:33:24.248	6	2	1:43.130	39.748	34.161	29.221	220.4	15:32:54.478
7	2	1:42.330	39.751	33.714	28.865	227.3	15:35:06.578	7	2	1:46.597	39.872	35.270	31.455	220.4	15:34:41.075
8	2	1:41.847	39.622	33.490	28.735	227.3	15:36:48.425	8	2	1:43.959	39.917	34.382	29.660	214.2	15:36:25.034
9	2	2:28.173 P	45.922	48.140	54.111	175.8	15:39:16.598	9	2	1:58.064 P	42.966	36.022	39.076	210.5	15:38:23.098

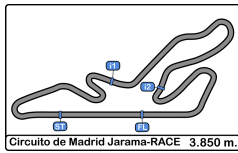
16 Sérgio Azevedo BMW M4 GT4							27 Rafael Muncharaz McLaren 570S GT4								
GT4 Pro Orlando Batina			Orlando Batina				GT4 Am			SMC Motorsport					
Lap	D	Time	Sector 1	Sector 2	Sector 3	T. Spd	Elapsed	Lap	D	Time	Sector 1	Sector 2	Sector 3	T. Spd	Elapsed
1	2	15:23:12.317	15:22:00.066	40.708	31.543	92.7	15:23:12.317	1	2	15:23:28.223	15:22:16.150	41.336	30.737	104.5	15:23:28.223
2	2	1:49.668	43.271	35.576	30.821	160.2	15:25:01.985	2	2	1:44.827	40.505	35.037	29.285	226.4	15:25:13.050
3	2	1:38.910	38.218	32.591	28.101	241.0	15:26:40.895	3	2	1:42.858	39.564	34.166	29.128	233.7	15:26:55.908
4	2	1:38.510	38.098	32.414	27.998	241.6	15:28:19.405	4	2	1:42.658	39.735	34.114	28.809	234.2	15:28:38.566
5	2	1:50.218	41.944	39.451	28.823	239.4	15:30:09.623	5	2	1:48.032	40.370	37.491	30.171	234.2	15:30:26.598
6	2	1:39.321	38.486	32.625	28.210	238.9	15:31:48.944	6	2	1:43.832	39.901	34.784	29.147	231.7	15:32:10.430
7	2	1:45.088	38.539	34.395	32.154	240.5	15:33:34.032	7	2	1:42.510	39.311	34.123	29.076	236.3	15:33:52.940
8	2	1:40.287	38.687	32.690	28.910	236.3	15:35:14.319	8	2	1:42.564	39.228	34.306	29.030	233.2	15:35:35.504
9	2	2:04.030 P	38.758	38.162	47.110	239.4	15:37:18.349	9	2	1:52.485 P	39.458	35.806	37.221	235.8	15:37:27.989

19 J.M Smörg BMW M4 GT4							33 Rui Miritta Porsche 911 Cup								
GT4 Am Javier Macias			Promotion Motorsport				Cup			Monteiros Competição					
Lap	D	Time	Sector 1	Sector 2	Sector 3	T. Spd	Elapsed	Lap	D	Time	Sector 1	Sector 2	Sector 3	T. Spd	Elapsed
1	2	15:24:11.205	15:23:05.253	36.092	29.860	112.1	15:24:11.205	1	2	15:24:48.338	15:23:40.342	37.873	30.123	107.6	15:24:48.338
2	2	1:42.984	39.759	34.474	28.751	234.2	15:25:54.189	2	2	1:44.955	40.887	34.597	29.471	204.9	15:26:33.293
3	2	1:41.944	39.053	34.153	28.738	238.9	15:27:36.133	3	2	1:45.165	41.237	34.684	29.244	210.9	15:28:18.458
4	2	1:41.287	39.021	33.735	28.531	239.4	15:29:17.420	4	2	1:43.524	40.187	34.091	29.246	223.1	15:30:01.982
5	2	1:45.822	41.032	34.967	29.823	240.0	15:31:03.242	5	2	1:55.650 P	39.923	34.022	41.705	208.4	15:31:57.632
6	2	1:41.522	39.315	33.684	28.523	238.9	15:32:44.764								
7	2	1:51.071	44.695	36.983	29.393	227.8	15:34:35.835								
8	2	1:59.348 P	40.011	38.330	41.007	238.9	15:36:35.183								

23 Filipe Matias Ginetta G40							36 Guillermo Aso Mercedes AMG GT4								
TC Filipe Matias							GT4 Pro Filip Vava-Atanackovic			NM Racing Team					
Lap	D	Time	Sector 1	Sector 2	Sector 3	T. Spd	Elapsed	Lap	D	Time	Sector 1	Sector 2	Sector 3	T. Spd	Elapsed
1	2	15:25:15.475	15:24:00.164	40.479	34.832	76.1	15:25:15.475	1	2	15:24:42.812	15:23:33.361	40.284	29.167	104.4	15:24:42.812
2	2	1:57.638	44.374	40.555	32.709	191.8	15:27:13.113	2	2	1:43.783	41.463	33.970	28.350	187.5	15:26:26.595
3	2	1:57.107	44.925	39.799	32.383	189.4	15:29:10.220	3	2	1:37.778	37.775	32.227	27.776	236.8	15:28:04.373
4	2	1:56.601	44.626	39.507	32.468	190.1	15:31:06.821	4	2	1:38.074	37.826	32.429	27.819	237.3	15:29:42.447
5	2	2:11.955 P	45.382	39.902	46.671	192.5	15:33:18.776	5	2	1:45.194 P	38.029	34.080	33.085	236.8	15:31:27.641

37 Henrique Cruz Ginetta G55							Jemma Moore Tockwith Motorsports								
GTX															
Lap	D	Time	Sector 1	Sector 2	Sector 3	T. Spd	Elapsed	Lap	D	Time	Sector 1	Sector 2	Sector 3	T. Spd	Elapsed
1	2	15:23:24.246	15:22:20.114	34.855	29.277	117.6	15:23:24.246	1	2	15:23:24.246	15:22:20.114	34.855	29.277	117.6	15:23:24.246
2	2	1:43.177	39.968	34.329	28.880	219.0	15:25:07.423	2	2	1:43.177	39.968	34.329	28.880	219.0	15:25:07.423
3	2	1:41.304	39.360	33.370	28.574	224.0	15:26:48.727	3	2	1:41.304	39.360	33.370	28.574	224.0	15:26:48.727
4	2	1:41.556	39.198	33.477	28.881	226.4	15:28:30.283	4	2	1:41.556	39.198	33.477	28.881	226.4	15:28:30.283
5	2	1:48.422 P	39.478	34.214	34.730	222.6	15:30:18.705	5	2	1:48.422 P	39.478	34.214	34.730	222.6	15:30:18.705
6	2	2:39.819	1:35.924	35.140	28.755	118.0	15:32:58.524	6	2	2:39.819	1:35.924	35.140	28.755	118.0	15:32:58.524
7	2	1:41.345	39.190	33.454	28.701	223.6	15:34:39.869	7	2	1:41.345	39.190	33.454	28.701	223.6	15:34:39.869
8	2	1:41.549	39.056	33.858	28.635	223.6	15:36:21.418	8	2	1:41.549	39.056	33.858	28.635	223.6	15:36:21.418
9	2	1:54.800 P	40.689	35.902	38.209	221.3	15:38:16.218	9	2	1:54.800 P	40.689	35.902	38.209	221.3	15:38:16.218



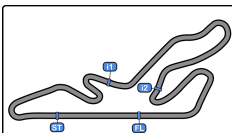


Circuito de Madrid Jarama - RACE
Iberian Supercars (CPV)
Qualifying - 2
Tiempos Por Vuelta



40							115								
Borja Hormigos			BMW M4 GT4				Alberto de Martín			Mercedes AMG GT4					
GT4 Bronze Héctor Hernández			RACE				GT4 Bronze Nil Montserrat			NM Racing Team					
Lap	D	Time	Sector 1	Sector 2	Sector 3	T. Spd	Elapsed	Lap	D	Time	Sector 1	Sector 2	Sector 3	T. Spd	Elapsed
1	2	15:23:14.439	15:22:01.035	41.062	32.342	110.4	15:23:14.439	1	2	15:24:32.904	15:23:18.547	41.447	32.910	77.9	15:24:32.904
2	2	1:51.840	41.655	36.292	33.893	166.9	15:25:06.279	2	2	1:43.706	41.415	34.092	28.199	179.1	15:26:16.610
3	2	1:41.432	39.376	33.383	28.673	239.4	15:26:47.711	3	2	1:38.064	38.155	32.323	27.586	232.7	15:27:54.674
4	2	1:44.177	39.323	33.838	31.016	232.7	15:28:31.888	4	2	1:38.118	37.925	32.274	27.919	237.3	15:29:32.792
5	2	1:44.259	39.846	34.643	29.770	230.2	15:30:16.147	5	2	2:09.494 P	39.917	45.003	44.574	235.8	15:31:42.286
6	2	1:42.278	39.623	33.699	28.956	234.7	15:31:58.425	116							
7	2	1:56.676 P	40.221	37.533	38.922	223.6	15:33:55.101	Alba Cano			Mercedes AMG GT4				
48							GT4 Pro			Andy Cantu					
Salvador Tineo			Mercedes AMG GT4				Tomás Pinto			Ginetta G50					
Luis Gonzalez			Motor Club Sabadell				Simon Moore			Simon Moore					
Lap	D	Time	Sector 1	Sector 2	Sector 3	T. Spd	Elapsed	Lap	D	Time	Sector 1	Sector 2	Sector 3	T. Spd	Elapsed
1	2	15:25:34.556	15:24:23.806	39.959	30.791	88.3	15:25:34.556	1	2	15:23:47.056	15:22:38.012	38.428	30.616	110.8	15:23:47.056
2	2	1:49.789	44.899	35.292	29.598	183.3	15:27:24.345	2	2	1:51.121	40.932	41.964	28.225	195.6	15:25:38.177
3	2	1:39.710	38.684	32.971	28.055	231.7	15:29:04.055	3	2	1:38.940	38.351	32.638	27.951	233.2	15:27:17.117
4	2	1:39.312	38.558	32.669	28.085	230.2	15:30:43.367	4	2	1:42.175	38.427	35.633	28.115	234.7	15:28:59.292
5	2	1:39.125	38.231	32.751	28.143	233.2	15:32:22.492	5	2	1:38.534	38.156	32.518	27.860	232.2	15:30:37.826
6	2	1:38.937	38.221	32.670	28.046	232.7	15:34:01.429	6	2	1:38.728	38.145	32.532	28.051	233.7	15:32:16.554
7	2	1:48.828 P	38.381	32.731	37.716	234.7	15:35:50.257	7	2	1:48.242 P	39.590	36.132	32.520	235.2	15:34:04.796
69							GT4 Pro			GTX					
Dave Benett			Porsche 911 Cup				Tomás Pinto			Ginetta G50					
Cup Marcus Fothergill			Marcus Fothergill				Simon Moore			Simon Moore					
Lap	D	Time	Sector 1	Sector 2	Sector 3	T. Spd	Elapsed	Lap	D	Time	Sector 1	Sector 2	Sector 3	T. Spd	Elapsed
1	2	15:23:40.933	15:22:34.745	36.650	29.538	109.3	15:23:40.933	1	2	15:24:46.149	15:23:32.356	43.101	30.692	111.4	15:24:46.149
2	2	1:43.462	40.007	34.408	29.047	226.4	15:25:24.395	2	2	1:44.647	40.833	34.439	29.375	214.7	15:26:30.796
3	2	1:43.070	39.589	34.660	28.821	231.7	15:27:07.465	3	2	1:43.036	39.688	33.965	29.383	226.8	15:28:13.832
4	2	1:42.334	39.436	34.292	28.606	230.2	15:28:49.799	4	2	1:43.188	39.763	34.346	29.079	227.3	15:29:57.020
5	2	1:41.822	39.294	33.870	28.658	230.7	15:30:31.621	5	2	1:47.216	41.168	36.532	29.516	224.5	15:31:44.236
6	2	1:41.875	39.303	33.963	28.609	231.2	15:32:13.496	6	2	1:42.701	39.730	33.974	28.997	227.3	15:33:26.937
7	2	1:41.919	39.265	34.013	28.641	229.7	15:33:55.415	7	2	1:43.116	39.448	34.086	29.582	228.3	15:35:10.053
8	2	1:48.988 P	39.283	34.151	35.554	228.3	15:35:44.403	8	2	2:02.421 P	41.860	40.122	40.439	225.4	15:37:12.474
81							GT4 Pro			Mercedes AMG GT4					
Nerea Marti			BMW M4 GT4				Keith Gatehouse			Mercedes AMG GT4					
Jose Milagros			Promotion Motorsport				Igor Sorokin			NM Racing Team					
Lap	D	Time	Sector 1	Sector 2	Sector 3	T. Spd	Elapsed	Lap	D	Time	Sector 1	Sector 2	Sector 3	T. Spd	Elapsed
1	2	15:23:10.817	15:21:58.695	40.712	31.410	79.2	15:23:10.817	1	2	15:23:04.006	15:21:53.267	39.455	31.284	89.4	15:23:04.006
2	2	1:49.121	43.926	35.740	29.455	180.6	15:24:59.938	2	2	1:47.803	41.386	36.753	29.664	200.7	15:24:51.809
3	2	1:37.779	37.769	32.305	27.705	240.5	15:26:37.717	3	2	1:42.184	38.830	33.734	29.620	230.2	15:26:33.993
4	2	2:06.974 P	46.253	42.388	38.333	204.1	15:28:44.691	4	2	1:42.220	40.242	33.379	28.599	234.7	15:28:16.213
5	2	4:56.254	3:39.727	45.409	31.118	116.5	15:33:40.945	5	2	1:41.314	38.823	33.611	28.880	235.2	15:29:57.527
6	2	1:40.077	38.382	33.428	28.267	236.8	15:35:21.022	6	2	1:42.241	39.979	33.612	28.650	233.2	15:31:39.768
7	2	1:49.845 P	37.983	33.000	38.862	241.0	15:37:10.867	7	2	1:40.785	39.033	33.108	28.644	233.7	15:33:20.553
8	2	1:54.759 P	40.415	38.658	35.686	228.3	15:35:15.312	8	2	1:54.759 P	40.415	38.658	35.686	228.3	15:35:15.312





Circuito de Madrid Jarama - RACE

Iberian Supercars (CPV)

Qualifying - 2

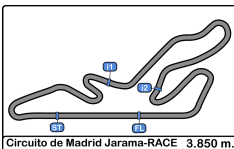
Mejores Sectores

Circuito de Madrid Jarama-RACE 3.850 m.



Sector - 1			Sector - 2			Sector - 3			Ideal Lap vs Best Lap		
Clas	Nº Driver	Time	Nº Driver	Time	Nº Driver	Time	Clas	Nº Driver	Ideal Lap	Best Lap	Clas
1	81 Jose Milagros	37.769	36 Filip Vava-Atanackovic	32.227	115 Nil Montserrat	27.586	1	36 Filip Vava-Atanackovic	1:37.778	1:37.778	1
2	36 Filip Vava-Atanackovic	37.775	115 Nil Montserrat	32.274	81 Jose Milagros	27.705	2	81 Jose Milagros	1:37.779	1:37.779	2
3	115 Nil Montserrat	37.925	81 Jose Milagros	32.305	36 Filip Vava-Atanackovic	27.776	3	115 Nil Montserrat	1:37.785	1:38.064	3
4	16 Orlando Batina	38.098	16 Orlando Batina	32.414	116 Andy Cantu	27.860	4	16 Orlando Batina	1:38.510	1:38.510	4
5	116 Andy Cantu	38.145	116 Andy Cantu	32.518	16 Orlando Batina	27.998	5	116 Andy Cantu	1:38.523	1:38.534	5
6	48 Luis Gonzalez	38.221	48 Luis Gonzalez	32.669	48 Luis Gonzalez	28.046	6	48 Luis Gonzalez	1:38.936	1:38.937	6
7	88 Igor Sorokin	38.823	88 Igor Sorokin	33.108	19 Javier Macias	28.523	7	88 Igor Sorokin	1:40.530	1:40.785	7
8	19 Javier Macias	39.021	37 Jemma Moore	33.370	37 Jemma Moore	28.574	8	37 Jemma Moore	1:41.000	1:41.304	9
9	37 Jemma Moore	39.056	40 Héctor Hernández	33.383	88 Igor Sorokin	28.599	9	19 Javier Macias	1:41.228	1:41.287	8
10	27 Rafael Muncharaz	39.228	11 Samuel Gomez	33.490	69 Marcus Fothergill	28.606	10	40 Héctor Hernández	1:41.379	1:41.432	10
11	69 Marcus Fothergill	39.265	19 Javier Macias	33.684	40 Héctor Hernández	28.673	11	69 Marcus Fothergill	1:41.741	1:41.822	11
12	40 Héctor Hernández	39.323	69 Marcus Fothergill	33.870	11 Samuel Gomez	28.735	12	11 Samuel Gomez	1:41.769	1:41.847	12
13	125 Simon Moore	39.448	125 Simon Moore	33.965	27 Rafael Muncharaz	28.809	13	27 Rafael Muncharaz	1:42.151	1:42.510	13
14	11 Samuel Gomez	39.544	33 Rui Miritta	34.022	125 Simon Moore	28.997	14	125 Simon Moore	1:42.410	1:42.701	14
15	25 Jonathan Elsworth	39.748	27 Rafael Muncharaz	34.114	25 Jonathan Elsworth	29.221	15	25 Jonathan Elsworth	1:43.130	1:43.130	15
16	33 Rui Miritta	39.923	25 Jonathan Elsworth	34.161	33 Rui Miritta	29.244	16	33 Rui Miritta	1:43.189	1:43.524	16
17	23 Filipe Matias	44.374	23 Filipe Matias	39.507	23 Filipe Matias	32.383	17	23 Filipe Matias	1:56.264	1:56.601	17





Circuito de Madrid Jarama - RACE

Iberian Supercars (CPV)

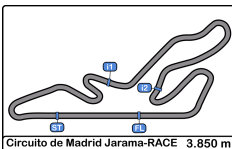
Qualifying - 2

5 Mejores Tiempos



Cl	Nº Team	Driver - 1	Driver - 2	Vehicle	Cat	Cl	Best 1		Best 2		Best 3		Best 4		Best 5	
							Time	Lap	Time	Lap	Time	Lap	Time	Lap	Time	Lap
1	36 NM Racing Team	Guillermo Aso	<u>Filip Vava-Atanackovic</u>	Mercedes AMG GT4	GT4 Pro	1	1:37.778	3	1:38.074	4	1:43.783	2	1:45.194	5		
2	81 Promotion Motorsport	Nerea Marti	<u>Jose Milagros</u>	BMW M4 GT4	GT4 Pro	2	1:37.779	3	1:40.077	6	1:49.121	2	1:49.845	7	2:06.974	4
3	115 NM Racing Team	Alberto de Martín	<u>Nil Montserrat</u>	Mercedes AMG GT4	GT4 Bronz	1	1:38.064	3	1:38.118	4	1:43.706	2	2:09.494	5		
4	16 Orlando Batina	Sérgio Azevedo	<u>Orlando Batina</u>	BMW M4 GT4	GT4 Pro	3	1:38.510	4	1:38.910	3	1:39.321	6	1:40.287	8	1:45.088	7
5	116 NM Racing Team	Alba Cano	<u>Andy Cantu</u>	Mercedes AMG GT4	GT4 Pro	4	1:38.534	5	1:38.728	6	1:38.940	3	1:42.175	4	1:48.242	7
6	48 Motor Club Sabadell	Salvador Tineo	<u>Luis Gonzalez</u>	Mercedes AMG GT4	GT4 Pro	5	1:38.937	6	1:39.125	5	1:39.312	4	1:39.710	3	1:48.828	7
7	88 NM Racing Team	Keith Gatehouse	<u>Igor Sorokin</u>	Mercedes AMG GT4	GT4 Am	1	1:40.785	7	1:41.314	5	1:42.184	3	1:42.220	4	1:42.241	6
8	19 Promotion Motorsport	J.M Smörg	<u>Javier Macias</u>	BMW M4 GT4	GT4 Am	2	1:41.287	4	1:41.522	6	1:41.944	3	1:42.984	2	1:45.822	5
9	37 Tockwith Motorsports	Henrique Cruz	<u>Jemma Moore</u>	Ginetta G55	GTX	1	1:41.304	3	1:41.345	7	1:41.549	8	1:41.556	4	1:43.177	2
10	40 RACE	Borja Hormigos	<u>Héctor Hernández</u>	BMW M4 GT4	GT4 Bronz	1	1:41.432	3	1:42.278	6	1:44.177	4	1:44.259	5	1:51.840	2
11	69 Marcus Fothergill	Dave Benett	<u>Marcus Fothergill</u>	Porsche 911 Cup	Cup	1	1:41.822	5	1:41.875	6	1:41.919	7	1:42.334	4	1:43.070	3
12	11 RX Pro Racing	Pedro Herraiz	<u>Samuel Gomez</u>	Hyundai i30 TCR	TCR	1	1:41.847	8	1:42.142	6	1:42.330	7	1:42.665	3	1:44.309	2
13	27 SMC Motorsport	Rafael Muncharaz		McLaren 570S GT4	GT4 Am	3	1:42.510	7	1:42.564	8	1:42.658	4	1:42.858	3	1:43.832	6
14	125 Simon Moore	Tomás Pinto	<u>Simon Moore</u>	Ginetta G50	GTX	2	1:42.701	6	1:43.036	3	1:43.116	7	1:43.188	4	1:44.647	2
15	25 Steve Kirton	Steve Kirton	<u>Jonathan Elsworth</u>	Ginetta G55	GTX	3	1:43.130	6	1:43.557	4	1:43.669	5	1:43.959	8	1:44.299	3
16	33 Monteiro's Competição	Rui Miritta		Porsche 911 Cup	Cup	2	1:43.524	4	1:44.955	2	1:45.165	3	1:55.650	5		
17	23 Filipe Matias	Filipe Matias		Ginetta G40	TC	1	1:56.601	4	1:57.107	3	1:57.638	2	2:11.955	5		





Circuito de Madrid Jarama - RACE

Iberian Supercars (CPV)

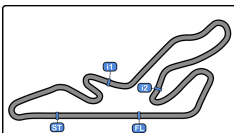
Qualifying - 2

5 Mejores Velocidades



Cl	Nº Team	Driver - 1	Driver - 2	Vehicle	Cat	Cl	Top 1		Top 2		Top 3		Top 4		Top 5		Avg
							Km/h	Lap	Km/h	Lap	Km/h	Lap	Km/h	Lap	Km/h	Lap	
1	16 Orlando Batina	Sérgio Azevedo	<u>Orlando Batina</u>	BMW M4 GT4	GT4 Pro	1	241.6	4	241.0	3	240.5	7	239.4	5	239.4	9	240.4
2	81 Promotion Motorsport	Nerea Marti	<u>Jose Milagros</u>	BMW M4 GT4	GT4 Pro	2	241.0	7	240.5	3	236.8	6	204.1	4	180.6	2	220.6
3	19 Promotion Motorsport	J.M Smörg	<u>Javier Macias</u>	BMW M4 GT4	GT4 Am	1	240.0	5	239.4	4	238.9	3	238.9	6	238.9	8	239.2
4	40 RACE	Borja Hormigos	<u>Héctor Hernández</u>	BMW M4 GT4	GT4 Bronz	1	239.4	3	234.7	6	232.7	4	230.2	5	223.6	7	232.1
5	36 NM Racing Team	Guillermo Aso	<u>Filip Vava-Atanackovic</u>	Mercedes AMG GT4	GT4 Pro	3	237.3	4	236.8	3	236.8	5	187.5	2	104.4	1	200.5
6	115 NM Racing Team	Alberto de Martín	<u>Nil Montserrat</u>	Mercedes AMG GT4	GT4 Bronz	1	237.3	4	235.8	5	232.7	3	179.1	2	77.9	1	192.6
7	27 SMC Motorsport	Rafael Muncharaz		McLaren 570S GT4	GT4 Am	2	236.3	7	235.8	9	234.2	4	234.2	5	233.7	3	234.8
8	88 NM Racing Team	Keith Gatehouse	<u>Igor Sorokin</u>	Mercedes AMG GT4	GT4 Am	3	235.2	5	234.7	4	233.7	7	233.2	6	230.2	3	233.4
9	116 NM Racing Team	Alba Cano	<u>Andy Cantu</u>	Mercedes AMG GT4	GT4 Pro	4	235.2	7	234.7	4	233.7	6	233.2	3	232.2	5	233.8
10	48 Motor Club Sabadell	Salvador Tineo	<u>Luis Gonzalez</u>	Mercedes AMG GT4	GT4 Pro	5	234.7	7	233.2	5	232.7	6	231.7	3	230.2	4	232.5
11	69 Marcus Fothergill	Dave Benett	<u>Marcus Fothergill</u>	Porsche 911 Cup	Cup	1	231.7	3	231.2	6	230.7	5	230.2	4	229.7	7	230.7
12	125 Simon Moore	Tomás Pinto	<u>Simon Moore</u>	Ginetta G50	GTX	1	228.3	7	227.3	4	227.3	6	226.8	3	225.4	8	227.0
13	11 RX Pro Racing	Pedro Herraiz	<u>Samuel Gomez</u>	Hyundai i30 TCR	TCR	1	227.8	4	227.3	7	227.3	8	226.8	3	226.8	6	227.2
14	37 Tockwith Motorsports	Henrique Cruz	<u>Jemma Moore</u>	Ginetta G55	GTX	2	226.4	4	224.0	3	223.6	7	223.6	8	222.6	5	224.0
15	33 Monteiro's Competição	Rui Miritta		Porsche 911 Cup	Cup	2	223.1	4	210.9	3	208.4	5	204.9	2	107.6	1	191.0
16	25 Steve Kirton	Steve Kirton	<u>Jonathan Elsworth</u>	Ginetta G55	GTX	3	220.8	3	220.4	6	220.4	7	219.9	4	218.1	5	219.9
17	23 Filipe Matias	Filipe Matias		Ginetta G40	TC	1	192.5	5	191.8	2	190.1	4	189.4	3	76.1	1	168.0





Circuito de Madrid Jarama - RACE

Iberian Supercars (CPV)

Qualifying - 2

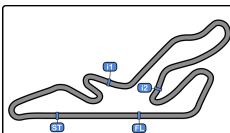
Secuencia Vueltas Rápidas



Circuito de Madrid Jarama-RACE 3.850 m.

Lap	Day Time	Session Time	Nº Team	Driver - 1	Driver - 2	Vehicle	Cat	Time	Km/h
2	15:24:51.809	3:51.809	88 NM Racing Team	Keith Gatehouse	<u>Igor Sorokin</u>	Mercedes AMG GT4	GT4 Am	1:47.803	128.5
2	15:25:07.423	4:07.423	37 Tockwith Motorsports	Henrique Cruz	<u>Jemma Moore</u>	Ginetta G55	GTX	1:43.177	134.3
2	15:25:54.189	4:54.189	19 Promotion Motorsport	J.M Smörg	<u>Javier Macias</u>	BMW M4 GT4	GT4 Am	1:42.984	134.5
3	15:26:33.993	5:33.993	88 NM Racing Team	Keith Gatehouse	<u>Igor Sorokin</u>	Mercedes AMG GT4	GT4 Am	1:42.184	135.6
3	15:26:37.717	5:37.717	81 Promotion Motorsport	Nerea Marti	<u>Jose Milagros</u>	BMW M4 GT4	GT4 Pro	1:37.779	141.7
3	15:28:04.373	7:04.373	36 NM Racing Team	Guillermo Aso	<u>Filip Vava-Atanackovic</u>	Mercedes AMG GT4	GT4 Pro	1:37.778	141.7





Circuito de Madrid Jarama - RACE

Iberian Supercars (CPV)

Qualifying - 2

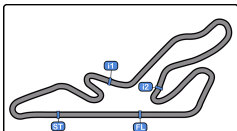
Mejor Máxima Velocidad del Evento

Circuito de Madrid Jarama-RACE 3.850 m.



Nº	Team	Driver - 1	Driver - 2	Vehicle	Cat	Km/h	Session
16	Orlando Batina	Sérgio Azevedo	Orlando Batina	BMW M4 GT4	GT4 Pro	243.7	Free Practice
81	Promotion Motorsport	Nerea Marti	Jose Milagros	BMW M4 GT4	GT4 Pro	242.6	Free Practice
40	RACE	Borja Hormigos	Héctor Hernández	BMW M4 GT4	GT4 Bronz	242.1	Free Practice
27	SMC Motorsport	Rafael Muncharaz		McLaren 570S GT4	GT4 Am	240.0	Free Practice
19	Promotion Motorsport	J.M Smörg	Javier Macias	BMW M4 GT4	GT4 Am	240.0	Qualifying - 2
115	NM Racing Team	Alberto de Martín	Nil Montserrat	Mercedes AMG GT4	GT4 Bronz	238.9	Qualifying - 1
36	NM Racing Team	Guillermo Aso	Filip Vava-Atanackovic	Mercedes AMG GT4	GT4 Pro	238.4	Qualifying - 1
48	Motor Club Sabadell	Salvador Tineo	Luis Gonzalez	Mercedes AMG GT4	GT4 Pro	237.3	Free Practice
88	NM Racing Team	Keith Gatehouse	Igor Sorokin	Mercedes AMG GT4	GT4 Am	235.2	Qualifying - 2
116	NM Racing Team	Alba Cano	Andy Cantu	Mercedes AMG GT4	GT4 Pro	235.2	Qualifying - 2
69	Marcus Fothergill	Dave Benett	Marcus Fothergill	Porsche 911 Cup	Cup	233.7	Qualifying - 1
11	RX Pro Racing	Pedro Herraiz	Samuel Gomez	Hyundai i30 TCR	TCR	232.7	Free Practice
33	Monteiros Competição	Rui Miritta		Porsche 911 Cup	Cup	231.2	Free Practice
22	JC Group Racing Team	Gabriela Correia		Mercedes AMG GT4	GT4 Bronz	231.2	Free Practice
125	Simon Moore	Tomás Pinto	Simon Moore	Ginetta G50	GTX	228.3	Qualifying - 1
37	Tockwith Motorsports	Henrique Cruz	Jemma Moore	Ginetta G55	GTX	226.8	Qualifying - 1
25	Steve Kirton	Steve Kirton	Jonathan Elsworth	Ginetta G55	GTX	220.8	Qualifying - 1
23	Filipe Matias	Filipe Matias		Ginetta G40	TC	192.5	Qualifying - 2





Circuito de Madrid Jarama-RACE 3.850 m.

Circuito de Madrid Jarama - RACE

Iberian Supercars (CPV)

Qualifying - 2

Tiempos Parada en Pit



11 Pedro Herraiz Hyundai i30 TCR

TCR Samuel Gomez RX Pro Racing

Nº	In Day Time	In Time	Out Time	Pit Time	T. Pit Time	Handicap	Diff.
1	15:28:45.778	15:28:45.778	15:30:00.000	1:14.222	1:14.222		

37 Henrique Cruz Ginetta G55

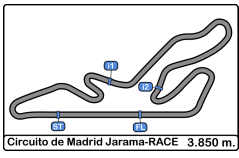
GTX Jemma Moore Tockwith Motorsports

Nº	In Day Time	In Time	Out Time	Pit Time	T. Pit Time	Handicap	Diff.
1	15:30:15.888	15:30:15.888	15:31:18.481	1:02.593	1:02.593		

81 Nerea Marti BMW M4 GT4

GT4 Pro Jose Milagros Promotion Motorsport

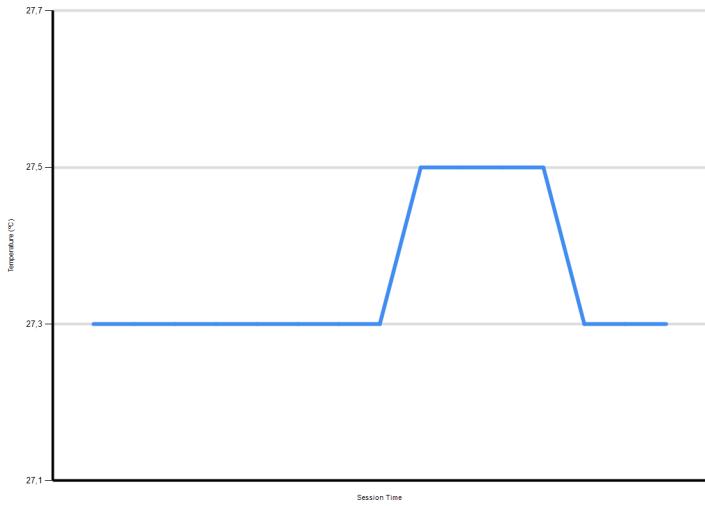
Nº	In Day Time	In Time	Out Time	Pit Time	T. Pit Time	Handicap	Diff.
1	15:28:41.262	15:28:41.262	15:31:43.981	3:02.719	3:02.719		



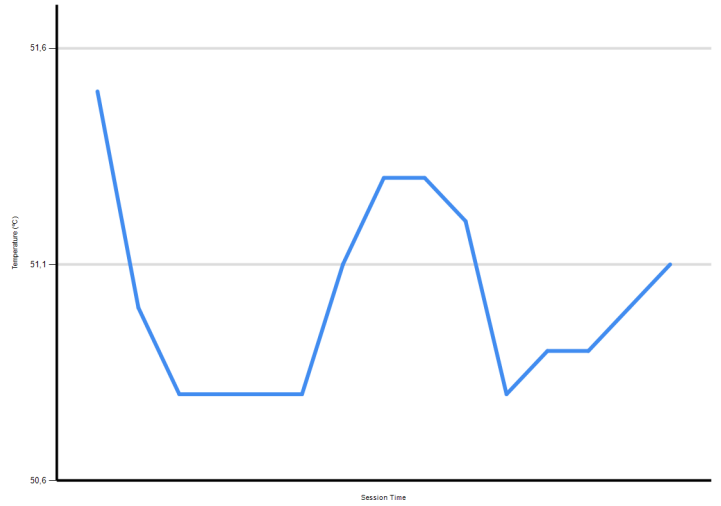
Circuito de Madrid Jarama - RACE
Iberian Supercars (CPV)
Qualifying - 2
Informe Meteorológico



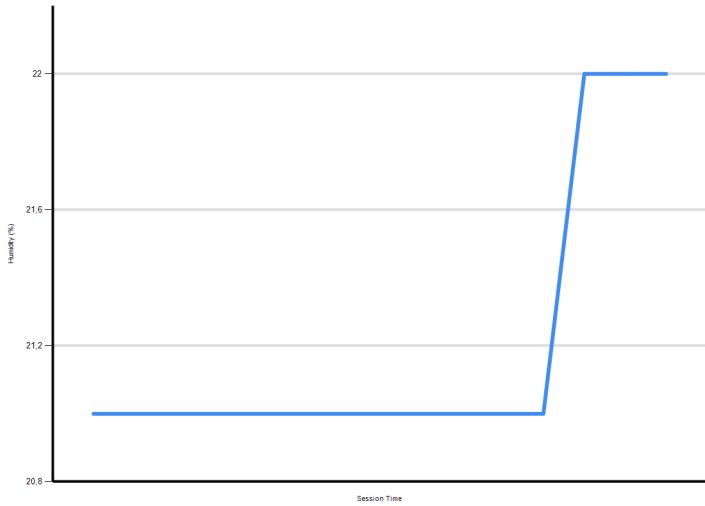
Air Temperature




Track Temperature




Humidity



Pressure



Wind Speed



Wind direction

