

Circuito de Madrid Jarama - RACE

Iberian Supercars (CPV)

Qualifying - 1

Resultados Provisionales

Circuito de Madrid Jarama-RACE 3.850 m.



Cls	Nº	Team	Driver - 1	Driver - 2	Vehicle	Cat	Cls	Laps	Best	Time	Gap	Interval	Km/h
1	81	Promotion Motorsport	<u>Nerea Marti</u>	Jose Milagros	BMW M4 GT4	GT4 Pro	1	7	3	1:38.863			140.1
2	36	NM Racing Team	<u>Guillermo Aso</u>	Filip Vava-Atanackovic	Mercedes AMG GT4	GT4 Pro	2	8	6	1:39.272	0.409	0.409	139.6
3	48	Motor Club Sabadell	<u>Salvador Tineo</u>	Luis Gonzalez	Mercedes AMG GT4	GT4 Pro	3	8	6	1:39.343	0.480	0.071	139.5
4	115	NM Racing Team	<u>Alberto de Martín</u>	Nil Montserrat	Mercedes AMG GT4	GT4 Bronz	1	10	8	1:39.805	0.942	0.462	138.8
5	116	NM Racing Team	<u>Alba Cano</u>	Andy Cantu	Mercedes AMG GT4	GT4 Pro	4	9	8	1:40.381	1.518	0.576	138.0
6	40	RACE	<u>Borja Hormigos</u>	Héctor Hernández	BMW M4 GT4	GT4 Bronz	1	9	8	1:41.111	2.248	0.730	137.0
7	16	Orlando Batina	<u>Sérgio Azevedo</u>	Orlando Batina	BMW M4 GT4	GT4 Pro	5	9	6	1:41.450	2.587	0.339	136.6
8	88	NM Racing Team	<u>Keith Gatehouse</u>	Igor Sorokin	Mercedes AMG GT4	GT4 Am	1	4	3	1:41.620	2.757	0.170	136.3
9	37	Tockwith Motorsports	<u>Henrique Cruz</u>	Jemma Moore	Ginetta G55	GTX	1	9	8	1:42.202	3.339	0.582	135.6
10	11	RX Pro Racing	<u>Pedro Herraiz</u>	Samuel Gomez	Hyundai i30 TCR	TCR	1	7	6	1:42.563	3.700	0.361	135.1
11	125	Simon Moore	<u>Tomás Pinto</u>	Simon Moore	Ginetta G50	GTX	2	10	7	1:42.961	4.098	0.398	134.6
12	27	SMC Motorsport	Rafael Muncharaz		McLaren 570S GT4	GT4 Am	2	9	8	1:43.008	4.145	0.047	134.5
13	33	Monteiros Competição	Rui Miritta		Porsche 911 Cup	Cup	1	8	7	1:44.001	5.138	0.993	133.2
14	19	Promotion Motorsport	<u>J.M Smörg</u>	Javier Macias	BMW M4 GT4	GT4 Am	3	9	8	1:44.864	6.001	0.863	132.1
15	69	Marcus Fothergill	<u>Dave Benett</u>	Marcus Fothergill	Porsche 911 Cup	Cup	2	9	7	1:45.761	6.898	0.897	131.0
16	25	Steve Kirton	<u>Steve Kirton</u>	Jonathan Elsworth	Ginetta G55	GTX	3	9	7	1:47.227	8.364	1.466	129.2
17	23	Filipe Matias	Filipe Matias		Ginetta G40	TC	1	3	2	1:58.830	19.967	11.603	116.6

Published at: 15h 30m

Track Temp: 51.6 °C Air Temp: 27.3 °C Humidity: 21 % Track Status: SECA

Race Director:

Ramiro BRITO

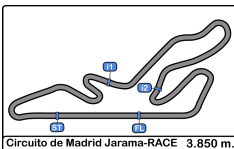
DCI PT24/0086

Timekeeper:

Maria.Jesús GAMAZO

JOB-0499-ESP/M





Circuito de Madrid Jarama - RACE
Iberian Supercars (CPV)
Qualifying - 1
Resultados Provisionales por Categoría



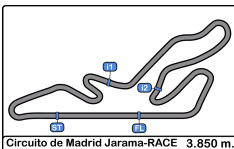
GT4 Pro													
Cls	Nº	Team	Driver - 1	Driver - 2	Vehicle	Cat	Cls	Laps	Best	Time	Gap	Interval	Km/h
1	81	Promotion Motorsport	<u>Nerea Marti</u>	Jose Milagros	BMW M4 GT4	GT4 Pro	1	7	3	1:38.863			140.1
2	36	NM Racing Team	<u>Guillermo Aso</u>	Filip Vava-Atanackovic	Mercedes AMG GT4	GT4 Pro	2	8	6	1:39.272	0.409	0.409	139.6
3	48	Motor Club Sabadell	<u>Salvador Tineo</u>	Luis Gonzalez	Mercedes AMG GT4	GT4 Pro	3	8	6	1:39.343	0.480	0.071	139.5
4	116	NM Racing Team	<u>Alba Cano</u>	Andy Cantu	Mercedes AMG GT4	GT4 Pro	4	9	8	1:40.381	1.518	1.038	138.0
5	16	Orlando Batina	<u>Sérgio Azevedo</u>	Orlando Batina	BMW M4 GT4	GT4 Pro	5	9	6	1:41.450	2.587	1.069	136.6
GT4 Bronze													
Cls	Nº	Team	Driver - 1	Driver - 2	Vehicle	Cat	Cls	Laps	Best	Time	Gap	Interval	Km/h
1	115	NM Racing Team	<u>Alberto de Martín</u>	Nil Montserrat	Mercedes AMG GT4	GT4 Bronz	1	10	8	1:39.805			138.8
GT4 Bronze													
Cls	Nº	Team	Driver - 1	Driver - 2	Vehicle	Cat	Cls	Laps	Best	Time	Gap	Interval	Km/h
1	40	RACE	<u>Borja Hormigos</u>	Héctor Hernández	BMW M4 GT4	GT4 Bronz	1	9	8	1:41.111			137.0
GT4 Am													
Cls	Nº	Team	Driver - 1	Driver - 2	Vehicle	Cat	Cls	Laps	Best	Time	Gap	Interval	Km/h
1	88	NM Racing Team	<u>Keith Gatehouse</u>	Igor Sorokin	Mercedes AMG GT4	GT4 Am	1	4	3	1:41.620			136.3
2	27	SMC Motorsport	Rafael Muncharaz		McLaren 570S GT4	GT4 Am	2	9	8	1:43.008	1.388	1.388	134.5
3	19	Promotion Motorsport	<u>J.M Smörg</u>	Javier Macias	BMW M4 GT4	GT4 Am	3	9	8	1:44.864	3.244	1.856	132.1
GTX													
Cls	Nº	Team	Driver - 1	Driver - 2	Vehicle	Cat	Cls	Laps	Best	Time	Gap	Interval	Km/h
1	37	Tockwith Motorsports	<u>Henrique Cruz</u>	Jemma Moore	Ginetta G55	GTX	1	9	8	1:42.202			135.6
2	125	Simon Moore	<u>Tomás Pinto</u>	Simon Moore	Ginetta G50	GTX	2	10	7	1:42.961	0.759	0.759	134.6
3	25	Steve Kirton	<u>Steve Kirton</u>	Jonathan Elsworth	Ginetta G55	GTX	3	9	7	1:47.227	5.025	4.266	129.2
TCR													
Cls	Nº	Team	Driver - 1	Driver - 2	Vehicle	Cat	Cls	Laps	Best	Time	Gap	Interval	Km/h
1	11	RX Pro Racing	<u>Pedro Herraiz</u>	Samuel Gomez	Hyundai i30 TCR	TCR	1	7	6	1:42.563			135.1
Cup													
Cls	Nº	Team	Driver - 1	Driver - 2	Vehicle	Cat	Cls	Laps	Best	Time	Gap	Interval	Km/h
1	33	Monteiros Competição	Rui Miritta		Porsche 911 Cup	Cup	1	8	7	1:44.001			133.2
2	69	Marcus Fothergill	<u>Dave Bennett</u>	Marcus Fothergill	Porsche 911 Cup	Cup	2	9	7	1:45.761	1.760	1.760	131.0

Published at:.....

Track Temp: 51.6 °C Air Temp: 27.3 °C Humidity: 21 % Track Status: SECA

Race Director:	Ramiro BRITO DCI PT24/0086	Timekeeper:	Maria.Jesús GAMAZO JOB-0499-ESP/M
-----------------------	-------------------------------	--------------------	--





Circuito de Madrid Jarama - RACE
 Iberian Supercars (CPV)
 Qualifying - 1
Resultados Provisionales por Categoría



TC													
Cls	Nº	Team	Driver - 1	Driver - 2	Vehicle	Cat	Cls	Laps	Best	Time	Gap	Interval	Km/h
1	23	Filipe Matias	Filipe Matias		Ginetta G40	TC	1	3	2	1:58.830			116.6

Published at:.....

Track Temp: **51.6 °C** Air Temp: **27.3 °C** Humidity: **21 %** Track Status: **SECA**

Race Director:

Ramiro BRITO

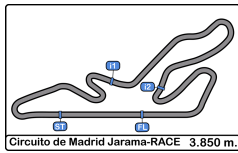
DCI PT24/0086

Timekeeper:

Maria.Jesús GAMAZO

JOB-0499-ESP/M





Circuito de Madrid Jarama - RACE

Iberian Supercars (CPV)

Qualifying - 1

Tiempos Por Vuelta



11	Pedro Herraiz	Hyundai i30 TCR	27	Rafael Muncharaz	McLaren 570S GT4
TCR	Samuel Gomez	RX Pro Racing	GT4 Am		SMC Motorsport

Lap	D	Time	Sector 1	Sector 2	Sector 3	T. Spd	Elapsed	Lap	D	Time	Sector 1	Sector 2	Sector 3	T. Spd	Elapsed	
1	1	14:57:50.345	P	14:56:26.054	41.988	42.303	88.6	14:57:50.345	1	14:57:40.581	14:56:23.862	43.281	33.438	97.6	14:57:40.581	
2	1	4:28.439	P	3:05.854	38.668	43.917	97.5	15:02:18.784	2	1:46.380	40.963	35.548	29.869	226.4	14:59:26.961	
3	1	8:22.111		7:13.998	38.004	30.109	93.9	15:10:40.895	3	1:49.232	42.202	37.386	29.644	234.7	15:01:16.193	
4	1	1:45.462		41.255	34.818	29.389	218.1	15:12:26.357	4	2:08.059	P	42.430	42.506	43.123	228.3	15:03:24.252
5	1	1:43.510		39.895	34.636	28.979	225.0	15:14:09.867	5	7:32.870		6:26.859	36.612	29.399	112.0	15:10:57.122
6	1	1:42.563		39.991	34.219	28.353	226.4	15:15:52.430	6	1:54.208		47.363	37.102	29.743	237.8	15:12:51.330
7	1	1:51.964	P	39.807	34.535	37.622	231.7	15:17:44.394	7	1:44.232		40.175	34.718	29.339	230.2	15:14:35.562

16	Sérgio Azevedo	BMW M4 GT4	33	Rui Miritta	Porsche 911 Cup
GT4 Pro	Orlando Batina	Orlando Batina	Cup		Monteiros Competição

Lap	D	Time	Sector 1	Sector 2	Sector 3	T. Spd	Elapsed	Lap	D	Time	Sector 1	Sector 2	Sector 3	T. Spd	Elapsed	
1	1	14:57:18.905		14:55:58.332	43.949	36.624	97.4	14:57:18.905	1	14:58:08.145	14:56:46.818	45.842	35.485	102.4	14:58:08.145	
2	1	2:04.842		47.139	44.207	33.496	165.8	14:59:23.747	2	1:50.942		42.618	37.837	30.487	199.6	14:59:59.087
3	1	1:52.690		46.217	37.073	29.400	187.5	15:01:16.437	3	1:45.589		41.004	34.889	29.696	223.1	15:01:44.676
4	1	2:04.528	P	39.636	41.833	43.059	241.6	15:03:20.965	4	2:27.587	P	50.018	46.058	51.511	161.9	15:04:12.263
5	1	6:32.772		5:28.959	34.707	29.106	110.2	15:09:53.737	5	6:20.842		5:14.679	35.747	30.416	105.5	15:10:33.105
6	1	1:41.450		39.104	33.495	28.851	238.9	15:11:35.187	6	1:44.897		40.301	35.055	29.541	212.1	15:12:18.002
7	1	1:42.968		39.834	34.438	28.696	235.8	15:13:18.155	7	1:44.001		40.063	34.403	29.535	213.4	15:14:02.003
8	1	1:41.823		39.408	33.638	28.777	238.9	15:14:59.978	8	2:11.290	P	44.319	41.963	45.008	213.4	15:16:13.293
9	1	2:01.862	P	39.667	41.395	40.800	240.5	15:17:01.840								

19	J.M Smörg	BMW M4 GT4	36	Guillermo Aso	Mercedes AMG GT4
GT4 Am	Javier Macias	Promotion Motorsport	GT4 Pro	Filip Vava-Atanackovic	NM Racing Team

Lap	D	Time	Sector 1	Sector 2	Sector 3	T. Spd	Elapsed	Lap	D	Time	Sector 1	Sector 2	Sector 3	T. Spd	Elapsed	
1	1	14:57:34.848		14:56:17.648	44.848	32.352	96.4	14:57:34.848	1	14:57:26.793	14:56:05.922	47.655	33.216	85.5	14:57:26.793	
2	1	1:49.701		43.139	35.827	30.735	223.1	14:59:24.549	2	1:49.923		43.886	35.593	30.444	175.8	14:59:16.716
3	1	1:45.565		40.655	35.173	29.737	194.2	15:01:10.114	3	7:19.100	P	5:58.885	44.111	36.104	236.3	15:06:35.816
4	1	2:06.042	P	39.801	40.105	46.136	228.8	15:03:16.156	4	5:27.502		4:24.700	34.476	28.326	110.4	15:12:03.318
5	1	6:47.067		5:41.597	35.946	29.524	106.4	15:10:03.223	5	1:40.196		38.671	33.159	28.366	237.3	15:13:43.514
6	1	1:45.713		40.027	34.773	30.913	224.5	15:11:48.936	6	1:39.272		38.470	32.783	28.019	238.4	15:15:22.786
7	1	1:48.040		41.795	36.507	29.738	195.6	15:13:36.976	7	1:44.952		38.891	37.145	28.916	236.3	15:17:07.738
8	1	1:44.864		40.103	35.123	29.638	227.8	15:15:21.840	8	1:51.527	P	40.359	35.928	35.240	182.1	15:18:59.265
9	1	2:01.936	P	42.143	39.710	40.083	216.0	15:17:23.776								

23	Filipe Matias	Ginetta G40	37	Henrique Cruz	Ginetta G55
TC	Filipe Matias	Filipe Matias	GTX	Jemma Moore	Tockwith Motorsports

Lap	D	Time	Sector 1	Sector 2	Sector 3	T. Spd	Elapsed	Lap	D	Time	Sector 1	Sector 2	Sector 3	T. Spd	Elapsed	
1	1	14:58:25.816		14:57:03.556	47.231	35.029	73.7	14:58:25.816	1	14:57:36.224	14:56:19.088	44.734	32.402	107.0	14:57:36.224	
2	1	1:58.830		45.877	40.094	32.859	175.6	15:00:24.646	2	1:54.434		43.327	36.589	34.518	191.8	14:59:30.658
3	1	2:15.169	P	45.194	40.864	49.111	191.4	15:02:39.815	3	1:53.510		40.226	38.731	34.553	222.6	15:01:24.168

25	Steve Kirton	Ginetta G55	38	Jonathan Elsworth	Steve Kirton
GTX	Jonathan Elsworth	Steve Kirton			

Lap	D	Time	Sector 1	Sector 2	Sector 3	T. Spd	Elapsed	Lap	D	Time	Sector 1	Sector 2	Sector 3	T. Spd	Elapsed	
1	1	14:58:08.074		14:56:44.919	47.062	36.093	75.1	14:58:08.074	1	14:57:42.202	39.367	34.336	28.499	225.4	15:15:34.918	
2	1	1:59.401		47.502	39.850	32.049	183.3	15:00:07.475	2	1:52.239	P	39.517	34.805	37.917	226.8	15:17:27.157
3	1	2:05.509	P	42.898	36.763	45.848	210.5	15:02:12.984								
4	1	8:05.424		6:57.904	36.634	30.886	113.0	15:10:18.408								
5	1	1:48.785		41.618	36.328	30.839	217.3	15:12:07.193								
6	1	1:48.644		41.215	37.148	30.281	218.6	15:13:55.837								
7	1	1:47.227		40.939	35.409	30.879	220.8	15:15:43.064								
8	1	1:48.269		41.838	36.076	30.355	201.8	15:17:31.333								
9	1	2:10.556	P	49.325	40.862	40.369	180.0	15:19:41.889								





Circuito de Madrid Jarama - RACE

Iberian Supercars (CPV)

Qualifying - 1

Tiempos Por Vuelta



40	Borja Hormigos	BMW M4 GT4	115	Alberto de Martín	Mercedes AMG GT4
GT4 Bronze	Héctor Hernández	RACE	GT4 Bronze	Nil Montserrat	NM Racing Team

Lap	D	Time	Sector 1	Sector 2	Sector 3	T. Spd	Elapsed	Lap	D	Time	Sector 1	Sector 2	Sector 3	T. Spd	Elapsed
1	1	14:57:32.061	14:56:11.435	48.112	32.514	104.2	14:57:32.061	1	1	14:57:27.803	14:56:07.414	47.174	33.215	100.5	14:57:27.803
2	1	1:48.059	41.951	36.237	29.871	200.3	14:59:20.120	2	1	1:47.413	42.114	36.059	29.240	177.6	14:59:15.216
3	1	1:42.151	39.645	33.761	28.745	234.7	15:01:02.271	3	1	1:40.703	38.991	33.377	28.335	229.7	15:00:55.919
4	1	2:09.705 P	39.150	39.785	50.770	222.2	15:03:11.976	4	1	1:59.351 P	38.542	35.027	45.782	235.2	15:02:55.270
5	1	6:47.874	5:40.279	36.638	30.957	97.8	15:09:59.850	5	1	7:10.456	6:02.795	36.248	31.413	116.7	15:10:05.726
6	1	1:41.732	39.471	33.335	28.926	237.3	15:11:41.582	6	1	1:41.220	38.853	33.726	28.641	234.7	15:11:46.946
7	1	1:41.397	39.371	33.307	28.719	234.2	15:13:22.979	7	1	1:40.123	38.654	33.110	28.359	234.2	15:13:27.069
8	1	1:41.111	39.154	33.315	28.642	236.8	15:15:04.090	8	1	1:39.805	38.685	32.934	28.186	236.8	15:15:06.874
9	1	2:10.664 P	39.597	43.939	47.128	229.2	15:17:14.754	9	1	1:40.574	38.752	33.289	28.533	238.9	15:16:47.448
								10	1	1:55.750 P	43.618	37.341	34.791	157.8	15:18:43.198

48	Salvador Tineo	Mercedes AMG GT4	116	Alba Cano	Mercedes AMG GT4
GT4 Pro	Luis Gonzalez	Motor Club Sabadell	GT4 Pro	Andy Cantu	NM Racing Team

Lap	D	Time	Sector 1	Sector 2	Sector 3	T. Spd	Elapsed	Lap	D	Time	Sector 1	Sector 2	Sector 3	T. Spd	Elapsed
1	1	14:57:10.486	14:56:04.443	36.234	29.809	101.2	14:57:10.486	1	1	14:57:28.683	14:56:08.240	47.211	33.232	96.3	14:57:28.683
2	1	1:42.355	40.202	33.959	28.194	196.3	14:58:52.841	2	1	1:49.151	42.695	35.691	30.765	159.2	14:59:17.834
3	1	1:39.830	38.712	33.100	28.018	232.2	15:00:32.671	3	1	1:41.730	39.144	33.852	28.734	226.8	15:00:59.564
4	1	2:00.159 P	38.647	34.130	47.382	233.2	15:02:32.830	4	1	2:02.420 P	39.058	38.029	45.333	227.8	15:03:01.984
5	1	7:24.521	6:19.699	34.300	30.522	107.0	15:09:57.351	5	1	7:04.829	6:01.914	34.070	28.845	111.6	15:10:06.813
6	1	1:39.343	38.447	32.867	28.029	234.2	15:11:36.694	6	1	1:42.326	38.727	33.588	30.011	229.2	15:11:49.139
7	1	1:39.643	38.646	32.955	28.042	235.2	15:13:16.337	7	1	1:41.010	39.301	33.153	28.556	224.5	15:13:30.149
8	1	1:47.760 P	39.113	33.791	34.856	219.5	15:15:04.097	8	1	1:40.381	38.746	33.073	28.562	231.7	15:15:10.530
								9	1	1:48.793 P	38.828	33.359	36.606	231.7	15:16:59.323

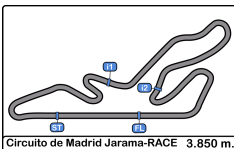
69	Dave Benett	Porsche 911 Cup	125	Tomás Pinto	Ginetta G50
Cup	Marcus Fothergill	Marcus Fothergill	GTX	Simon Moore	Simon Moore

Lap	D	Time	Sector 1	Sector 2	Sector 3	T. Spd	Elapsed	Lap	D	Time	Sector 1	Sector 2	Sector 3	T. Spd	Elapsed
1	1	14:58:20.862	14:57:05.442	42.483	32.937	98.5	14:58:20.862	1	1	14:58:03.265	14:56:41.281	46.124	35.860	88.3	14:58:03.265
2	1	1:49.435	42.866	36.714	29.855	197.4	15:00:10.297	2	1	1:54.165	44.879	37.955	31.331	180.3	14:59:57.430
3	1	1:58.316 P	41.030	36.239	41.047	216.4	15:02:08.613	3	1	1:46.792	40.976	35.640	30.176	223.6	15:01:44.222
4	1	8:03.964	6:57.726	36.157	30.081	113.8	15:10:12.577	4	1	2:21.455 P	49.188	45.232	47.035	195.2	15:04:05.677
5	1	1:46.593	41.013	35.616	29.964	228.3	15:11:59.170	5	1	6:26.475	5:19.472	36.934	30.069	104.1	15:10:32.152
6	1	1:46.555	40.890	35.882	29.783	233.7	15:13:45.725	6	1	1:44.665	40.234	34.962	29.469	228.3	15:12:16.817
7	1	1:45.761	40.461	35.418	29.882	230.2	15:15:31.486	7	1	1:42.961	39.617	34.325	29.019	227.8	15:13:59.778
8	1	1:46.689	41.167	35.577	29.945	232.7	15:17:18.175	8	1	1:43.273	40.192	34.165	28.916	228.3	15:15:43.051
9	1	2:06.716 P	45.477	38.546	42.693	162.4	15:19:24.891	9	1	2:11.126	1:05.730	36.140	29.256	224.0	15:17:54.177
								10	1	2:06.160 P	44.093	38.786	43.281	222.2	15:20:00.337

81	Nerea Marti	BMW M4 GT4	88	Keith Gatehouse	Mercedes AMG GT4
GT4 Pro	Jose Milagros	Promotion Motorsport	GT4 Am	Igor Sorokin	NM Racing Team

Lap	D	Time	Sector 1	Sector 2	Sector 3	T. Spd	Elapsed	Lap	D	Time	Sector 1	Sector 2	Sector 3	T. Spd	Elapsed
1	1	14:57:07.092	14:55:56.358	39.305	31.429	94.6	14:57:07.092	1	1	14:57:32.959	14:56:13.961	46.631	32.367	111.3	14:57:32.959
2	1	1:43.891	41.717	33.892	28.282	204.5	14:58:50.983	2	1	1:48.456	41.826	36.660	29.970	222.6	14:59:21.415
3	1	1:38.863	38.125	33.012	27.726	240.5	15:00:29.846	3	1	1:41.620	39.443	33.432	28.745	231.7	15:01:03.035
4	1	1:52.204 P	38.433	32.765	41.006	242.1	15:02:22.050	4	1	2:10.014 P	39.448	41.428	49.138	233.7	15:03:13.049
5	1	7:34.233	6:29.006	34.936	30.291	107.7	15:09:56.283								
6	1	1:39.162	38.192	32.637	28.333	241.0	15:11:35.445								
7	1	1:47.246 P	38.507	32.747	35.992	235.2	15:13:22.691								





Circuito de Madrid Jarama - RACE

Iberian Supercars (CPV)

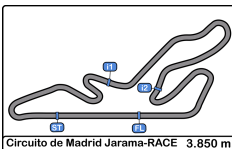
Qualifying - 1

Mejores Sectores



Sector - 1		Sector - 2		Sector - 3		Ideal Lap vs Best Lap					
Clas	Nº Driver	Time	Nº Driver	Time	Nº Driver	Time	Clas	Nº Driver	Ideal Lap	Best Lap	Clas
1	81 Nerea Marti	38.125	81 Nerea Marti	32.637	81 Nerea Marti	27.726	1	81 Nerea Marti	1:38.488	1:38.863	1
2	48 Salvador Tineo	38.447	36 Guillermo Aso	32.783	48 Salvador Tineo	28.018	2	36 Guillermo Aso	1:39.272	1:39.272	2
3	36 Guillermo Aso	38.470	48 Salvador Tineo	32.867	36 Guillermo Aso	28.019	3	48 Salvador Tineo	1:39.332	1:39.343	3
4	115 Alberto de Martín	38.542	115 Alberto de Martín	32.934	115 Alberto de Martín	28.186	4	115 Alberto de Martín	1:39.662	1:39.805	4
5	116 Alba Cano	38.727	116 Alba Cano	33.073	11 Pedro Herraiz	28.353	5	116 Alba Cano	1:40.356	1:40.381	5
6	16 Sérgio Azevedo	39.104	40 Borja Hormigos	33.307	37 Henrique Cruz	28.499	6	40 Borja Hormigos	1:41.099	1:41.111	6
7	40 Borja Hormigos	39.150	88 Keith Gatehouse	33.432	116 Alba Cano	28.556	7	16 Sérgio Azevedo	1:41.295	1:41.450	7
8	27 Rafael Muncharaz	39.351	16 Sérgio Azevedo	33.495	40 Borja Hormigos	28.642	8	88 Keith Gatehouse	1:41.620	1:41.620	8
9	37 Henrique Cruz	39.367	125 Tomás Pinto	34.165	16 Sérgio Azevedo	28.696	9	37 Henrique Cruz	1:42.202	1:42.202	9
10	88 Keith Gatehouse	39.443	11 Pedro Herraiz	34.219	88 Keith Gatehouse	28.745	10	11 Pedro Herraiz	1:42.379	1:42.563	10
11	125 Tomás Pinto	39.617	37 Henrique Cruz	34.336	125 Tomás Pinto	28.916	11	125 Tomás Pinto	1:42.698	1:42.961	11
12	19 J.M Smörg	39.801	33 Rui Miritta	34.403	27 Rafael Muncharaz	29.091	12	27 Rafael Muncharaz	1:43.008	1:43.008	12
13	11 Pedro Herraiz	39.807	27 Rafael Muncharaz	34.566	19 J.M Smörg	29.524	13	33 Rui Miritta	1:44.001	1:44.001	13
14	33 Rui Miritta	40.063	19 J.M Smörg	34.773	33 Rui Miritta	29.535	14	19 J.M Smörg	1:44.098	1:44.864	14
15	69 Dave Benett	40.461	25 Steve Kirton	35.409	69 Dave Benett	29.783	15	69 Dave Benett	1:45.662	1:45.761	15
16	25 Steve Kirton	40.939	69 Dave Benett	35.418	25 Steve Kirton	30.281	16	25 Steve Kirton	1:46.629	1:47.227	16
17	23 Filipe Matias	45.194	23 Filipe Matias	40.094	23 Filipe Matias	32.859	17	23 Filipe Matias	1:58.147	1:58.830	17





Circuito de Madrid Jarama - RACE

Iberian Supercars (CPV)

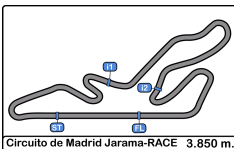
Qualifying - 1

5 Mejores Tiempos



Cl	Nº Team	Driver - 1	Driver - 2	Vehicle	Cat	Cl	Best 1		Best 2		Best 3		Best 4		Best 5	
							Time	Lap	Time	Lap	Time	Lap	Time	Lap	Time	Lap
1	81 Promotion Motorsport	<u>Nerea Marti</u>	Jose Milagros	BMW M4 GT4	GT4 Pro	1	1:38.863	3	1:39.162	6	1:43.891	2	1:47.246	7	7:34.233	5
2	36 NM Racing Team	<u>Guillermo Aso</u>	Filip Vava-Atanackovic	Mercedes AMG GT4	GT4 Pro	2	1:39.272	6	1:40.196	5	1:44.952	7	1:49.923	2	1:51.527	8
3	48 Motor Club Sabadell	<u>Salvador Tineo</u>	Luis Gonzalez	Mercedes AMG GT4	GT4 Pro	3	1:39.343	6	1:39.643	7	1:39.830	3	1:42.355	2	1:47.760	8
4	115 NM Racing Team	<u>Alberto de Martin</u>	Nil Montserrat	Mercedes AMG GT4	GT4 Bronz	1	1:39.805	8	1:40.123	7	1:40.574	9	1:40.703	3	1:41.220	6
5	116 NM Racing Team	<u>Alba Cano</u>	Andy Cantu	Mercedes AMG GT4	GT4 Pro	4	1:40.381	8	1:41.010	7	1:41.730	3	1:42.326	6	1:48.793	9
6	40 RACE	<u>Borja Hormigos</u>	Héctor Hernández	BMW M4 GT4	GT4 Bronz	1	1:41.111	8	1:41.397	7	1:41.732	6	1:42.151	3	1:48.059	2
7	16 Orlando Batina	<u>Sérgio Azevedo</u>	Orlando Batina	BMW M4 GT4	GT4 Pro	5	1:41.450	6	1:41.823	8	1:42.968	7	1:52.690	3	2:01.862	9
8	88 NM Racing Team	<u>Keith Gatehouse</u>	Igor Sorokin	Mercedes AMG GT4	GT4 Am	1	1:41.620	3	1:48.456	2						
9	37 Tockwith Motorsports	<u>Henrique Cruz</u>	Jemma Moore	Ginetta G55	GTX	1	1:42.202	8	1:42.873	6	1:43.688	7	1:52.239	9	1:53.510	3
10	11 RX Pro Racing	<u>Pedro Herraiz</u>	Samuel Gomez	Hyundai i30 TCR	TCR	1	1:42.563	6	1:43.510	5	1:45.462	4	1:51.964	7	8:22.111	3
11	125 Simon Moore	<u>Tomás Pinto</u>	Simon Moore	Ginetta G50	GTX	2	1:42.961	7	1:43.273	8	1:44.665	6	1:54.165	2	2:06.160	10
12	27 SMC Motorsport	Rafael Muncharaz		McLaren 570S GT4	GT4 Am	2	1:43.008	8	1:44.232	7	1:46.380	2	1:49.232	3	1:54.208	6
13	33 Monteiro's Competição	Rui Miritta		Porsche 911 Cup	Cup	1	1:44.001	7	1:44.897	6	1:50.942	2	2:11.290	8	6:20.842	5
14	19 Promotion Motorsport	<u>J.M Smörg</u>	Javier Macias	BMW M4 GT4	GT4 Am	3	1:44.864	8	1:45.565	3	1:45.713	6	1:48.040	7	1:49.701	2
15	69 Marcus Fothergill	<u>Dave Benett</u>	Marcus Fothergill	Porsche 911 Cup	Cup	2	1:45.761	7	1:46.555	6	1:46.593	5	1:46.689	8	1:49.435	2
16	25 Steve Kirton	<u>Steve Kirton</u>	Jonathan Elsworth	Ginetta G55	GTX	3	1:47.227	7	1:48.269	8	1:48.644	6	1:48.785	5	1:59.401	2
17	23 Filipe Matias	Filipe Matias		Ginetta G40	TC	1	1:58.830	2								





Circuito de Madrid Jarama - RACE

Iberian Supercars (CPV)

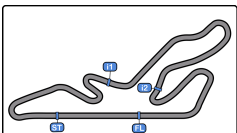
Qualifying - 1

5 Mejores Velocidades



Cl	Nº Team	Driver - 1	Driver - 2	Vehicle	Cat	Cl	Top 1		Top 2		Top 3		Top 4		Top 5		Avg
							Km/h	Lap	Km/h	Lap	Km/h	Lap	Km/h	Lap	Km/h	Lap	
1	81 Promotion Motorsport	<u>Nerea Marti</u>	Jose Milagros	BMW M4 GT4	GT4 Pro	1	242.1	4	241.0	6	240.5	3	235.2	7	204.5	2	232.7
2	16 Orlando Batina	<u>Sérgio Azevedo</u>	Orlando Batina	BMW M4 GT4	GT4 Pro	2	241.6	4	240.5	9	238.9	6	238.9	8	235.8	7	239.1
3	115 NM Racing Team	<u>Alberto de Martín</u>	Nil Montserrat	Mercedes AMG GT4	GT4 Bronz	1	238.9	9	236.8	8	235.2	4	234.7	6	234.2	7	236.0
4	36 NM Racing Team	<u>Guillermo Aso</u>	Filip Vava-Atanackovic	Mercedes AMG GT4	GT4 Pro	3	238.4	6	237.3	5	236.3	3	236.3	7	182.1	8	226.1
5	27 SMC Motorsport	Rafael Muncharaz		McLaren 570S GT4	GT4 Am	1	237.8	6	234.7	3	231.2	8	230.2	7	228.3	4	232.5
6	40 RACE	<u>Borja Hormigos</u>	Héctor Hernández	BMW M4 GT4	GT4 Bronz	1	237.3	6	236.8	8	234.7	3	234.2	7	229.2	9	234.5
7	48 Motor Club Sabadell	<u>Salvador Tineo</u>	Luis Gonzalez	Mercedes AMG GT4	GT4 Pro	4	235.2	7	234.2	6	233.2	4	232.2	3	219.5	8	230.9
8	69 Marcus Fothergill	<u>Dave Benett</u>	Marcus Fothergill	Porsche 911 Cup	Cup	1	233.7	6	232.7	8	230.2	7	228.3	5	216.4	3	228.3
9	88 NM Racing Team	<u>Keith Gatehouse</u>	Igor Sorokin	Mercedes AMG GT4	GT4 Am	2	233.7	4	231.7	3	222.6	2	111.3	1			199.8
10	11 RX Pro Racing	<u>Pedro Herraiz</u>	Samuel Gomez	Hyundai i30 TCR	TCR	1	231.7	7	226.4	6	225.0	5	218.1	4	97.5	2	199.7
11	116 NM Racing Team	<u>Alba Cano</u>	Andy Cantu	Mercedes AMG GT4	GT4 Pro	5	231.7	8	231.7	9	229.2	6	227.8	4	226.8	3	229.5
12	19 Promotion Motorsport	<u>J.M Smörg</u>	Javier Macias	BMW M4 GT4	GT4 Am	3	228.8	4	227.8	8	224.5	6	223.1	2	216.0	9	224.0
13	125 Simon Moore	<u>Tomás Pinto</u>	Simon Moore	Ginetta G50	GTX	1	228.3	6	228.3	8	227.8	7	224.0	9	223.6	3	226.4
14	37 Tockwith Motorsports	<u>Henrique Cruz</u>	Jemma Moore	Ginetta G55	GTX	2	226.8	9	226.4	7	225.4	8	222.6	3	220.8	4	224.4
15	33 Monteiro's Competição	Rui Miritta		Porsche 911 Cup	Cup	2	223.1	3	213.4	7	213.4	8	212.1	6	199.6	2	212.3
16	25 Steve Kirton	<u>Steve Kirton</u>	Jonathan Elsworth	Ginetta G55	GTX	3	220.8	7	218.6	6	217.3	5	210.5	3	201.8	8	213.8
17	23 Filipe Matias	Filipe Matias		Ginetta G40	TC	1	191.4	3	175.6	2	73.7	1					146.9





Circuito de Madrid Jarama-RACE 3.850 m.

Circuito de Madrid Jarama - RACE

Iberian Supercars (CPV)

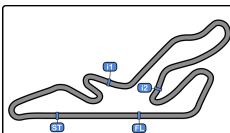
Qualifying - 1

Secuencia Vueltas Rápidas



Lap	Day Time	Session Time	Nº Team	Driver - 1	Driver - 2	Vehicle	Cat	Time	Km/h
2	14:58:50.983	3:50.983	81 Promotion Motorsport	<u>Nerea Marti</u>	Jose Milagros	BMW M4 GT4	GT4 Pro	1:43.891	133.4
2	14:58:52.841	3:52.841	48 Motor Club Sabadell	<u>Salvador Tineo</u>	Luis Gonzalez	Mercedes AMG GT4	GT4 Pro	1:42.355	135.4
3	15:00:29.846	5:29.846	81 Promotion Motorsport	<u>Nerea Marti</u>	Jose Milagros	BMW M4 GT4	GT4 Pro	1:38.863	140.1





Circuito de Madrid Jarama - RACE

Iberian Supercars (CPV)

Qualifying - 1

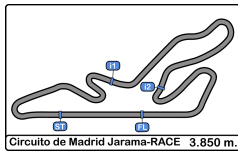
Mejor Máxima Velocidad del Evento

Circuito de Madrid Jarama-RACE 3.850 m.



Nº	Team	Driver - 1	Driver - 2	Vehicle	Cat	Km/h	Session
16	Orlando Batina	Sérgio Azevedo	Orlando Batina	BMW M4 GT4	GT4 Pro	243.7	Free Practice
81	Promotion Motorsport	Nerea Marti	Jose Milagros	BMW M4 GT4	GT4 Pro	242.6	Free Practice
40	RACE	Borja Hormigos	Héctor Hernández	BMW M4 GT4	GT4 Bronz	242.1	Free Practice
27	SMC Motorsport	Rafael Muncharaz		McLaren 570S GT4	GT4 Am	240.0	Free Practice
115	NM Racing Team	Alberto de Martín	Nil Montserrat	Mercedes AMG GT4	GT4 Bronz	238.9	Qualifying - 1
19	Promotion Motorsport	J.M Smörg	Javier Macias	BMW M4 GT4	GT4 Am	238.4	Free Practice
36	NM Racing Team	Guillermo Aso	Filip Vava-Atanackovic	Mercedes AMG GT4	GT4 Pro	238.4	Qualifying - 1
48	Motor Club Sabadell	Salvador Tineo	Luis Gonzalez	Mercedes AMG GT4	GT4 Pro	237.3	Free Practice
88	NM Racing Team	Keith Gatehouse	Igor Sorokin	Mercedes AMG GT4	GT4 Am	234.7	Free Practice
116	NM Racing Team	Alba Cano	Andy Cantu	Mercedes AMG GT4	GT4 Pro	234.2	Free Practice
69	Marcus Fothergill	Dave Benett	Marcus Fothergill	Porsche 911 Cup	Cup	233.7	Qualifying - 1
11	RX Pro Racing	Pedro Herraiz	Samuel Gomez	Hyundai i30 TCR	TCR	232.7	Free Practice
33	Monteiros Competição	Rui Miritta		Porsche 911 Cup	Cup	231.2	Free Practice
22	JC Group Racing Team	Gabriela Correia		Mercedes AMG GT4	GT4 Bronz	231.2	Free Practice
125	Simon Moore	Tomás Pinto	Simon Moore	Ginetta G50	GTX	228.3	Qualifying - 1
37	Tockwith Motorsports	Henrique Cruz	Jemma Moore	Ginetta G55	GTX	226.8	Qualifying - 1
25	Steve Kirton	Steve Kirton	Jonathan Elsworth	Ginetta G55	GTX	220.8	Qualifying - 1
23	Filipe Matias	Filipe Matias		Ginetta G40	TC	191.8	Free Practice





Circuito de Madrid Jarama - RACE

Iberian Supercars (CPV)

Qualifying - 1

Tiempos Parada en Pit



11 Pedro Herraiz Hyundai i30 TCR

TCR Samuel Gomez RX Pro Racing

Nº	In Day Time	In Time	Out Time	Pit Time	T. Pit Time	Handicap	Diff.
1	14:57:45.234	14:57:45.234	15:00:11.815	2:26.581	2:26.581		
2	15:02:14.625	15:02:14.625	15:08:49.155	6:34.530	9:01.111		

16 Sérgio Azevedo BMW M4 GT4

GT4 Pro Orlando Batina Orlando Batina

Nº	In Day Time	In Time	Out Time	Pit Time	T. Pit Time	Handicap	Diff.
1	15:03:16.532	15:03:16.532	15:08:11.261	4:54.729	4:54.729		

19 J.M Smörg BMW M4 GT4

GT4 Am Javier Macias Promotion Motorsport

Nº	In Day Time	In Time	Out Time	Pit Time	T. Pit Time	Handicap	Diff.
1	15:03:12.509	15:03:12.509	15:08:18.755	5:06.246	5:06.246		

25 Steve Kirton Ginetta G55

GTX Jonathan Elsworth Steve Kirton

Nº	In Day Time	In Time	Out Time	Pit Time	T. Pit Time	Handicap	Diff.
1	15:02:09.365	15:02:09.365	15:08:30.779	6:21.414	6:21.414		

27 Rafael Muncharaz McLaren 570S GT4

GT4 Am SMC Motorsport

Nº	In Day Time	In Time	Out Time	Pit Time	T. Pit Time	Handicap	Diff.
1	15:03:20.622	15:03:20.622	15:09:10.947	5:50.325	5:50.325		

33 Rui Miritta Porsche 911 Cup

Cup Monteiro's Competição

Nº	In Day Time	In Time	Out Time	Pit Time	T. Pit Time	Handicap	Diff.
1	15:04:07.788	15:04:07.788	15:08:46.879	4:39.091	4:39.091		

36 Guillermo Aso Mercedes AMG GT4

GT4 Pro Filip Vava-Atanackovic NM Racing Team

Nº	In Day Time	In Time	Out Time	Pit Time	T. Pit Time	Handicap	Diff.
1	15:06:32.920	15:06:32.920	15:10:22.558	3:49.638	3:49.638		

37 Henrique Cruz Ginetta G55

GTX Jemma Moore Tockwith Motorsports

Nº	In Day Time	In Time	Out Time	Pit Time	T. Pit Time	Handicap	Diff.
1	15:03:29.435	15:03:29.435	15:08:32.623	5:03.188	5:03.188		

40 Borja Hormigos BMW M4 GT4

GT4 Bronze Héctor Hernández RACE

Nº	In Day Time	In Time	Out Time	Pit Time	T. Pit Time	Handicap	Diff.
1	15:03:07.427	15:03:07.427	15:08:10.002	5:02.575	5:02.575		

48 Salvador Tineo Mercedes AMG GT4

GT4 Pro Luis Gonzalez Motor Club Sabadell

Nº	In Day Time	In Time	Out Time	Pit Time	T. Pit Time	Handicap	Diff.
1	15:02:28.845	15:02:28.845	15:08:15.462	5:46.617	5:46.617		

69 Dave Benett Porsche 911 Cup

Cup Marcus Fothergill Marcus Fothergill

Nº	In Day Time	In Time	Out Time	Pit Time	T. Pit Time	Handicap	Diff.
1	15:02:04.910	15:02:04.910	15:08:26.633	6:21.723	6:21.723		

81 Nerea Marti BMW M4 GT4

GT4 Pro Jose Milagros Promotion Motorsport

Nº	In Day Time	In Time	Out Time	Pit Time	T. Pit Time	Handicap	Diff.
1	15:02:18.069	15:02:18.069	15:08:12.454	5:54.385	5:54.385		

115 Alberto de Martín Mercedes AMG GT4

GT4 Bronze Nil Montserrat NM Racing Team

Nº	In Day Time	In Time	Out Time	Pit Time	T. Pit Time	Handicap	Diff.
1	15:02:52.347	15:02:52.347	15:08:19.936	5:27.589	5:27.589		

116 Alba Cano Mercedes AMG GT4

GT4 Pro Andy Cantu NM Racing Team

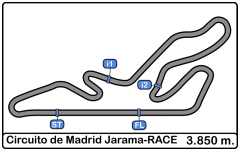
Nº	In Day Time	In Time	Out Time	Pit Time	T. Pit Time	Handicap	Diff.
1	15:02:58.016	15:02:58.016	15:08:24.870	5:26.854	5:26.854		

125 Tomás Pinto Ginetta G50

GTX Simon Moore Simon Moore

Nº	In Day Time	In Time	Out Time	Pit Time	T. Pit Time	Handicap	Diff.
1	15:04:03.019	15:04:03.019	15:08:44.203	4:41.184	4:41.184		





Circuito de Madrid Jarama - RACE

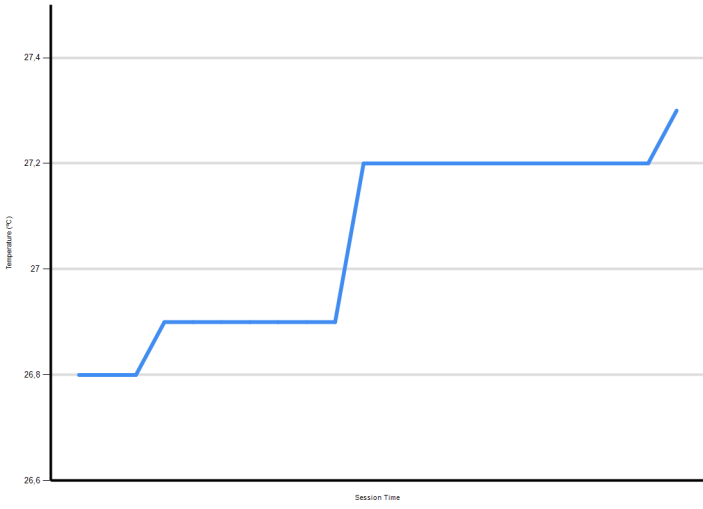
Iberian Supercars (CPV)

Qualifying - 1

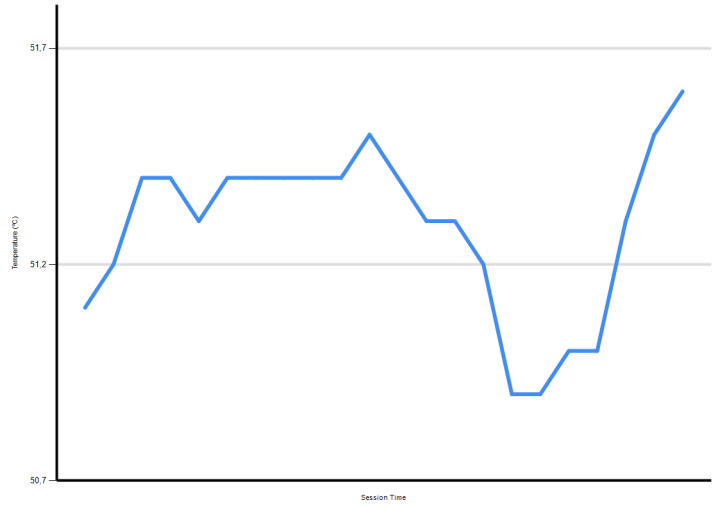
Informe Meteorológico



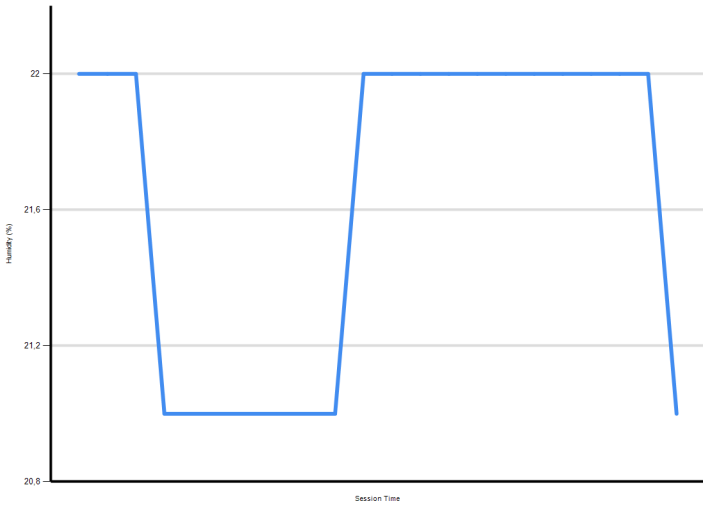
Air Temperature




Track Temperature




Humidity



Pressure



Wind Speed



Wind direction

