

Circuito de Madrid Jarama - RACE
Iberian Supercars (CPV)
Race - 2
Resultados Finales



Cls	Nº	Team	Driver - 1	Driver - 2	Vehicle	Cat	Cl	Laps	Total Time	Gap	Interval	Km/h	Best	Time	Km/h
1	36	NM Racing Team	Guillermo Aso	<u>Filip Vava-Atanackovic</u>	Mercedes AMG GT4	GT4 Pro	1	23	45:05.771			117.8	2	1:39.308	139.5
2	48	Motor Club Sabadell	Salvador Tineo	<u>Luis Gonzalez</u>	Mercedes AMG GT4	GT4 Pro	2	23	45:06.797	1.026	1.026	117.7	3	1:40.532	137.8
3	40	RACE	Borja Hormigos	<u>Héctor Hernández</u>	BMW M4 GT4	GT4 Bronz	1	23	45:30.930	25.159	24.133	116.7	5	1:42.615	135.0
4	115	NM Racing Team	Alberto de Martín	<u>Nil Montserrat</u>	Mercedes AMG GT4	GT4 Bronz	1	23	45:32.906	27.135	1.976	116.6	8	1:40.343	138.1
5	88	NM Racing Team	Keith Gatehouse	<u>Igor Sorokin</u>	Mercedes AMG GT4	GT4 Am	1	23	45:42.553	36.782	9.647	116.2	8	1:42.763	134.8
6	37	Tockwith Motorsports	Henrique Cruz	<u>Jemma Moore</u>	Ginetta G55	GTX	1	23	45:48.875	43.104	6.322	115.9	5	1:42.326	135.4
7	19	Promotion Motorsport	J.M Smörg	<u>Javier Macias</u>	BMW M4 GT4	GT4 Am	2	23	46:17.230	1:11.459	28.355	114.7	13	1:41.970	135.9
8	16*	Orlando Batina	Sérgio Azevedo	<u>Orlando Batina</u>	BMW M4 GT4	GT4 Pro	3	23	46:59.119	1:53.348	41.889	113.0	3	1:40.627	137.7
9	27	SMC Motorsport	Rafael Muncharaz		McLaren 570S GT4	GT4 Am	3	22	45:28.432	1 Vta.	1 Vta.	111.7	5	1:45.361	131.5
10	33	Monteiros Competição	Rui Miritta		Porsche 911 Cup	Cup	1	22	45:40.459	1 Vta.	12.027	111.2	22	1:44.830	132.2
11	69	Marcus Fothergill	Dave Benett	<u>Marcus Fothergill</u>	Porsche 911 Cup	Cup	2	22	45:56.407	1 Vta.	15.948	110.6	12	1:45.646	131.1
12	11	RX Pro Racing	Pedro Herraiz	<u>Samuel Gomez</u>	Hyundai i30 TCR	TCR	1	22	45:58.062	1 Vta.	1.655	110.5	4	1:43.001	134.5
13	23	Filipe Matias	Filipe Matias		Ginetta G40	TC	1	20	46:32.642	3 Vtas.	2 Vtas.	99.2	4	1:59.183	116.2
Not classified: (Requirements: 75% of number laps of leader = 18 Laps)															
	125	Simon Moore	Tomás Pinto	<u>Simon Moore</u>	Ginetta G50	GTX	2	12	21:18.333	11 Vtas.	8 Vtas.	130.1	7	1:43.435	133.9
	25	Steve Kirton	Steve Kirton	<u>Jonathan Elsworth</u>	Ginetta G55	GTX	3	8	14:06.886	15 Vtas.	4 Vtas.	130.9	5	1:43.080	134.4

Vta. Rápida Aso - Vava-Atanackovic en 1:39.308 a 139.5 Km/h en la vta. 2

*** PENALTIES**

Number #16 - 34" seconds penalty (delayed drive through) due causing a collision - Art.13.2D PEV

Published at: **16:28**

Mário MANSO

Jerónimo CUERVA

David VICENTE

Track Temp: **40.0 °C** Air Temp: **29.1 °C** Humidity: **22 %** Track Status: **SECA**

Stewards:

Mário MANSO

Jerónimo CUERVA

David VICENTE

CD-PT24/0047

CD-0819-ESP/M

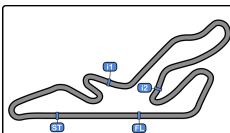
CD-0680-ESP/M

Timekeeper:

María Jesús GAMAZO

JOB-0499-ESP/M





Circuito de Madrid Jarama - RACE

Iberian Supercars (CPV)

Race - 2

Resultados Provisionales

Circuito de Madrid Jarama-RACE 3.850 m.



Cls	Nº	Team	Driver - 1	Driver - 2	Vehicle	Cat	Cl	Laps	Total Time	Gap	Interval	Km/h	Best	Time	Km/h
1	36	NM Racing Team	Guillermo Aso	<u>Filip Vava-Atanackovic</u>	Mercedes AMG GT4	GT4 Pro	1	23	45:05.771			117.8	2	1:39.308	139.5
2	48	Motor Club Sabadell	Salvador Tineo	<u>Luis Gonzalez</u>	Mercedes AMG GT4	GT4 Pro	2	23	45:06.797	1.026	1.026	117.7	3	1:40.532	137.8
3	40	RACE	Borja Hormigos	<u>Héctor Hernández</u>	BMW M4 GT4	GT4 Bronz	1	23	45:30.930	25.159	24.133	116.7	5	1:42.615	135.0
4	115	NM Racing Team	Alberto de Martín	<u>Nil Montserrat</u>	Mercedes AMG GT4	GT4 Bronz	1	23	45:32.906	27.135	1.976	116.6	8	1:40.343	138.1
5	88	NM Racing Team	Keith Gatehouse	<u>Igor Sorokin</u>	Mercedes AMG GT4	GT4 Am	1	23	45:42.553	36.782	9.647	116.2	8	1:42.763	134.8
6	37	Tockwith Motorsports	Henrique Cruz	<u>Jemma Moore</u>	Ginetta G55	GTX	1	23	45:48.875	43.104	6.322	115.9	5	1:42.326	135.4
7	19	Promotion Motorsport	J.M Smörg	<u>Javier Macias</u>	BMW M4 GT4	GT4 Am	2	23	46:17.230	1:11.459	28.355	114.7	13	1:41.970	135.9
8	16	Orlando Batina	Sérgio Azevedo	<u>Orlando Batina</u>	BMW M4 GT4	GT4 Pro	3	23	46:25.119	1:19.348	7.889	114.4	3	1:40.627	137.7
9	27	SMC Motorsport	Rafael Muncharaz		McLaren 570S GT4	GT4 Am	3	22	45:28.432	1 Vta.	1 Vta.	111.7	5	1:45.361	131.5
10	33	Monteiros Competição	Rui Miritta		Porsche 911 Cup	Cup	1	22	45:40.459	1 Vta.	12.027	111.2	22	1:44.830	132.2
11	69	Marcus Fothergill	Dave Benett	<u>Marcus Fothergill</u>	Porsche 911 Cup	Cup	2	22	45:56.407	1 Vta.	15.948	110.6	12	1:45.646	131.1
12	11	RX Pro Racing	Pedro Herraiz	<u>Samuel Gomez</u>	Hyundai i30 TCR	TCR	1	22	45:58.062	1 Vta.	1.655	110.5	4	1:43.001	134.5
13	23	Filipe Matias	Filipe Matias		Ginetta G40	TC	1	20	46:32.642	3 Vtas.	2 Vtas.	99.2	4	1:59.183	116.2
Not classified: (Requirements: 75% of number laps of leader = 18 Laps)															
	125	Simon Moore	Tomás Pinto	<u>Simon Moore</u>	Ginetta G50	GTX	2	12	21:18.333	11 Vtas.	8 Vtas.	130.1	7	1:43.435	133.9
	25	Steve Kirton	Steve Kirton	<u>Jonathan Elsworth</u>	Ginetta G55	GTX	3	8	14:06.886	15 Vtas.	4 Vtas.	130.9	5	1:43.080	134.4

Vta. Rápida Aso - Vava-Atanackovic en 1:39.308 a 139.5 Km/h en la vta. 2

Published at: 16h 57m

Track Temp: 40.0 °C Air Temp: 29.1 °C Humidity: 22 % Track Status: SECA

Race Director:

Ramiro BRITO

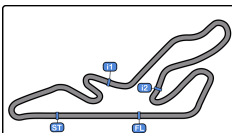
DCI PT24/0086

Timekeeper:

Maria.Jesús GAMAZO

JOB-0499-ESP/M





Circuito de Madrid Jarama - RACE
Iberian Supercars (CPV)
Race - 2
Resultados Provisionales por Categoría



Circuito de Madrid Jarama-RACE 3.850 m.

GT4 Pro															
Cls	Nº	Team	Driver - 1	Driver - 2	Vehicle	Cat	Cl	Laps	Total Time	Gap	Interval	Km/h	Best	Time	Km/h
1	36	NM Racing Team	Guillermo Aso	<u>Filip Vava-Atanackovic</u>	Mercedes AMG GT4	GT4 Pro	1	23	45:05.771			117.8	2	1:39.308	139.5
2	48	Motor Club Sabadell	Salvador Tineo	<u>Luis Gonzalez</u>	Mercedes AMG GT4	GT4 Pro	2	23	45:06.797	1.026	1.026	117.7	3	1:40.532	137.8
3	16	Orlando Batina	Sérgio Azevedo	<u>Orlando Batina</u>	BMW M4 GT4	GT4 Pro	3	23	46:25.119	1:19.348	1:18.322	114.4	3	1:40.627	137.7

GT4 Bronze															
Cls	Nº	Team	Driver - 1	Driver - 2	Vehicle	Cat	Cl	Laps	Total Time	Gap	Interval	Km/h	Best	Time	Km/h
1	40	RACE	Borja Hormigos	<u>Héctor Hernández</u>	BMW M4 GT4	GT4 Bronz	1	23	45:30.930			116.7	5	1:42.615	135.0

GT4 Bronze															
Cls	Nº	Team	Driver - 1	Driver - 2	Vehicle	Cat	Cl	Laps	Total Time	Gap	Interval	Km/h	Best	Time	Km/h
1	115	NM Racing Team	Alberto de Martín	<u>Nil Montserrat</u>	Mercedes AMG GT4	GT4 Bronz	1	23	45:32.906			116.6	8	1:40.343	138.1

GT4 Am															
Cls	Nº	Team	Driver - 1	Driver - 2	Vehicle	Cat	Cl	Laps	Total Time	Gap	Interval	Km/h	Best	Time	Km/h
1	88	NM Racing Team	Keith Gatehouse	<u>Igor Sorokin</u>	Mercedes AMG GT4	GT4 Am	1	23	45:42.553			116.2	8	1:42.763	134.8
2	19	Promotion Motorsport	J.M Smörg	<u>Javier Macias</u>	BMW M4 GT4	GT4 Am	2	23	46:17.230	34.677	34.677	114.7	13	1:41.970	135.9
3	27	SMC Motorsport	Rafael Muncharaz		McLaren 570S GT4	GT4 Am	3	22	45:28.432	1 Vta.	1 Vta.	111.7	5	1:45.361	131.5

GTX															
Cls	Nº	Team	Driver - 1	Driver - 2	Vehicle	Cat	Cl	Laps	Total Time	Gap	Interval	Km/h	Best	Time	Km/h
1	37	Tockwith Motorsports	Henrique Cruz	<u>Jemma Moore</u>	Ginetta G55	GTX	1	23	45:48.875			115.9	5	1:42.326	135.4

Not classified: (Requirements: 75% of number laps of leader = 18 Laps)

125	Simon Moore	Tomás Pinto	<u>Simon Moore</u>	Ginetta G50	GTX	2	12	21:18.333	11 Vtas.	11 Vtas.	130.1	7	1:43.435	133.9
25	Steve Kirton	Steve Kirton	<u>Jonathan Elsworth</u>	Ginetta G55	GTX	3	8	14:06.886	15 Vtas.	4 Vtas.	130.9	5	1:43.080	134.4

Cup															
Cls	Nº	Team	Driver - 1	Driver - 2	Vehicle	Cat	Cl	Laps	Total Time	Gap	Interval	Km/h	Best	Time	Km/h
1	33	Monteiros Competição	Rui Miritta		Porsche 911 Cup	Cup	1	22	45:40.459			111.2	22	1:44.830	132.2
2	69	Marcus Fothergill	Dave Bennett	<u>Marcus Fothergill</u>	Porsche 911 Cup	Cup	2	22	45:56.407	15.948	15.948	110.6	12	1:45.646	131.1

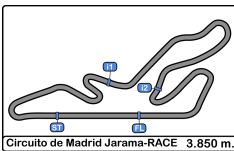
TCR															
Cls	Nº	Team	Driver - 1	Driver - 2	Vehicle	Cat	Cl	Laps	Total Time	Gap	Interval	Km/h	Best	Time	Km/h
1	11	RX Pro Racing	Pedro Herraiz	<u>Samuel Gomez</u>	Hyundai i30 TCR	TCR	1	22	45:58.062			110.5	4	1:43.001	134.5

Published at:.....

Track Temp: 40.0 °C Air Temp: 29.1 °C Humidity: 22 % Track Status: SECA

Race Director:	Ramiro BRITO DCI PT24/0086	Timekeeper:	Maria.Jesús GAMAZO JOB-0499-ESP/M
-----------------------	-------------------------------	--------------------	--





Circuito de Madrid Jarama - RACE
 Iberian Supercars (CPV)
 Race - 2
Resultados Provisionales por Categoría



TC															
Cls	Nº	Team	Driver - 1	Driver - 2	Vehicle	Cat	Cl	Laps	Total Time	Gap	Interval	Km/h	Best	Time	Km/h
1	23	Filipe Matias	Filipe Matias		Ginetta G40	TC	1	20	46:32.642			99.2	4	1:59.183	116.2

Vta. Rápida Aso - Vava-Atanackovic en 1:39.308 a 139.5 Km/h en la vta. 2

Published at:.....

Track Temp: 40.0 °C Air Temp: 29.1 °C Humidity: 22 % Track Status: SECA

Race Director:

Ramiro BRITO

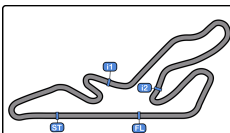
DCI PT24/0086

Timekeeper:

Maria.Jesús GAMAZO

JOB-0499-ESP/M





Circuito de Madrid Jarama - RACE

Iberian Supercars (CPV)

Race - 2

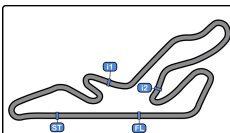
Clasificación Provisional por Vuelta Rápida de Piloto



Circuito de Madrid Jarama-RACE 3.850 m.

Clas	Nº	Team	Vehicle	Driver	Cat	Clas	Laps	Best	Time	Gap	Interval	Km/h
1	36	NM Racina Team	Mercedes AMG GT4	Filio Vava-Atanackovic	GT4 Pro	1	16	2	1:39.308			139.5
2	115	NM Racina Team	Mercedes AMG GT4	Nil Montserrat	GT4 Bronz	1	16	8	1:40.343	1.035	1.035	138.1
3	48	Motor Club Sabadell	Mercedes AMG GT4	Luis Gonzalez	GT4 Pro	2	23	3	1:40.532	1.224	0.189	137.8
4	16	Orlando Batina	BMW M4 GT4	Orlando Batina	GT4 Pro	3	15	3	1:40.627	1.319	0.095	137.7
5	36	NM Racina Team	Mercedes AMG GT4	Guillermo Aso	GT4 Pro	4	7	7	1:41.130	1.822	0.503	137.0
6	19	Promotion Motorsport	BMW M4 GT4	Javier Macias	GT4 Am	1	15	13	1:41.970	2.662	0.840	135.9
7	37	Tockwith Motorsports	Ginetta G55	Jemma Moore	GTX	1	14	5	1:42.326	3.018	0.356	135.4
8	40	RACE	BMW M4 GT4	Héctor Hernández	GT4 Bronz	1	12	5	1:42.615	3.307	0.289	135.0
9	88	NM Racina Team	Mercedes AMG GT4	Iaor Sorokin	GT4 Am	2	15	8	1:42.763	3.455	0.148	134.8
10	11	RX Pro Racina	Hyundai i30 TCR	Samuel Gomez	TCR	1	15	4	1:43.001	3.693	0.238	134.5
11	25	Steve Kirton	Ginetta G55	Jonathan Elsworth	GTX	2	8	5	1:43.080	3.772	0.079	134.4
12	125	Simon Moore	Ginetta G50	Simon Moore	GTX	3	12	7	1:43.435	4.127	0.355	133.9
13	40	RACE	BMW M4 GT4	Boria Hormiaos	GT4 Bronz	2	11	11	1:44.750	5.442	1.315	132.3
14	33	Monteiros Competição	Porsche 911 Cup	Rui Miritta	Cup	1	22	22	1:44.830	5.522	0.080	132.2
15	115	NM Racina Team	Mercedes AMG GT4	Alberto de Martín	GT4 Bronz	2	7	7	1:45.289	5.981	0.459	131.6
16	27	SMC Motorsport	McLaren 570S GT4	Rafael Muncharaz	GT4 Am	3	22	5	1:45.361	6.053	0.072	131.5
17	88	NM Racina Team	Mercedes AMG GT4	Keith Gatehouse	GT4 Am	4	8	8	1:45.496	6.188	0.135	131.3
18	69	Marcus Fotheraill	Porsche 911 Cup	Marcus Fotheraill	Cup	2	15	12	1:45.646	6.338	0.150	131.1
19	37	Tockwith Motorsports	Ginetta G55	Henrique Cruz	GTX	4	9	9	1:46.083	6.775	0.437	130.6
20	11	RX Pro Racina	Hyundai i30 TCR	Pedro Herraiz	TCR	2	7	7	1:46.950	7.642	0.867	129.5
21	19	Promotion Motorsport	BMW M4 GT4	J.M Smöra	GT4 Am	5	8	8	1:48.294	8.986	1.344	127.9
22	16	Orlando Batina	BMW M4 GT4	Sérgio Azevedo	GT4 Pro	5	8	5	1:48.616	9.308	0.322	127.6
23	69	Marcus Fotheraill	Porsche 911 Cup	Dave Benett	Cup	3	7	5	1:52.482	13.174	3.866	123.2
24	23	Filipe Matias	Ginetta G40	Filipe Matias	TC	1	20	4	1:59.183	19.875	6.701	116.2





Circuito de Madrid Jarama - RACE

Iberian Supercars (CPV)

Race - 2

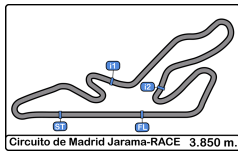
Distancia y Velocidad Media

Circuito de Madrid Jarama-RACE 3.850 m.



Cls	Nº	Team	Driver - 1	Driver - 2	Vehicle	Cat	Cls	Laps	Distancia	Total Time	Km/h
1	36	NM Racing Team	Guillermo Aso	<u>Filip Vava-Atanackovic</u>	Mercedes AMG GT4	GT4 Pro	1	23	88.55	45:05.771	117.8
2	48	Motor Club Sabadell	Salvador Tineo	<u>Luis Gonzalez</u>	Mercedes AMG GT4	GT4 Pro	2	23	88.55	45:06.797	117.7
3	40	RACE	Borja Hormigos	<u>Héctor Hernández</u>	BMW M4 GT4	GT4 Bronze	1	23	88.55	45:30.930	116.7
4	115	NM Racing Team	Alberto de Martín	<u>Nil Montserrat</u>	Mercedes AMG GT4	GT4 Bronze	1	23	88.55	45:32.906	116.6
5	88	NM Racing Team	Keith Gatehouse	<u>Igor Sorokin</u>	Mercedes AMG GT4	GT4 Am	1	23	88.55	45:42.553	116.2
6	37	Tockwith Motorsports	Henrique Cruz	<u>Jemma Moore</u>	Ginetta G55	GTX	1	23	88.55	45:48.875	115.9
7	19	Promotion Motorsport	J.M Smörg	<u>Javier Macias</u>	BMW M4 GT4	GT4 Am	2	23	88.55	46:17.230	114.7
8	16	Orlando Batina	Sérgio Azevedo	<u>Orlando Batina</u>	BMW M4 GT4	GT4 Pro	3	23	88.55	46:25.119	114.4
9	27	SMC Motorsport	Rafael Muncharaz		McLaren 570S GT4	GT4 Am	3	22	84.70	45:28.432	111.7
10	33	Monteiros Competição	Rui Miritta		Porsche 911 Cup	Cup	1	22	84.70	45:40.459	111.2
11	69	Marcus Fothergill	Dave Benett	<u>Marcus Fothergill</u>	Porsche 911 Cup	Cup	2	22	84.70	45:56.407	110.6
12	11	RX Pro Racing	Pedro Herraiz	<u>Samuel Gomez</u>	Hyundai i30 TCR	TCR	1	22	84.70	45:58.062	110.5
13	23	Filipe Matias	Filipe Matias		Ginetta G40	TC	1	20	77.00	46:32.642	99.2
Not classified: (Requirements: 75% of number laps of leader = 18 Laps)											
	125	Simon Moore	Tomás Pinto	<u>Simon Moore</u>	Ginetta G50	GTX	2	12	46.20	21:18.333	130.1
	25	Steve Kirton	Steve Kirton	<u>Jonathan Elsworth</u>	Ginetta G55	GTX	3	8	30.80	14:06.886	130.9





Circuito de Madrid Jarama - RACE

Iberian Supercars (CPV)

Race - 2

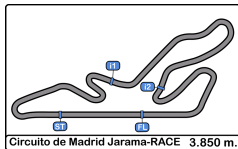
Tiempos Por Vuelta



11 Pedro Herraiz Hyundai i30 TCR							19 J.M Smörg BMW M4 GT4								
TCR Samuel Gomez			RX Pro Racing				GT4 Am			Javier Macias Promotion Motorsport					
Lap	D	Time	Sector 1	Sector 2	Sector 3	T. Spd	Elapsed	Lap	D	Time	Sector 1	Sector 2	Sector 3	T. Spd	Elapsed
1	2	1:54.945	49.261	35.639	30.045	190.8	1:54.945	1	2	1:55.760	50.561	35.596	29.603	179.4	1:55.760
2	2	1:48.375	41.957	36.442	29.976	219.9	3:43.320	2	2	1:48.173	41.417	36.412	30.344	207.2	3:43.933
3	2	1:44.056	40.302	34.566	29.188	224.0	5:27.376	3	2	1:46.760	41.186	35.758	29.816	217.3	5:30.693
4	2	1:43.001	39.587	34.072	29.342	225.9	7:10.377	4	2	1:42.330	39.769	34.026	28.535	234.7	7:13.023
5	2	1:43.192	39.770	34.344	29.078	225.9	8:53.569	5	2	1:42.141	39.307	33.882	28.952	239.4	8:55.164
6	2	1:45.605	42.151	34.204	29.250	233.7	10:39.174	6	2	1:44.402	40.752	34.456	29.194	226.8	10:39.566
7	2	1:43.673	40.324	34.526	28.823	225.4	12:22.847	7	2	1:43.809	40.151	34.757	28.901	223.6	12:23.375
8	2	1:52.138	48.660	34.281	29.197	231.7	14:14.985	8	2	1:43.794	40.007	34.503	29.284	225.9	14:07.169
9	2	1:43.891	40.303	34.080	29.508	228.3	15:58.876	9	2	1:42.748	40.267	33.620	28.861	239.4	15:49.917
10	2	1:45.371	41.262	34.480	29.629	229.7	17:44.247	10	2	1:42.384	39.920	33.575	28.889	236.8	17:32.301
11	2	1:44.496	40.644	34.404	29.448	225.9	19:28.743	11	2	1:42.315	39.503	33.926	28.886	237.8	19:14.616
12	2	1:43.902	40.400	34.057	29.445	229.7	21:12.645	12	2	1:42.169	39.656	33.648	28.865	238.9	20:56.785
13	2	1:44.098	40.393	34.275	29.430	228.3	22:56.743	13	2	1:41.970	39.609	33.582	28.779	236.8	22:38.755
14	2	1:44.154	40.534	34.227	29.393	229.7	24:40.897	14	2	1:42.306	39.571	33.918	28.817	238.4	24:21.061
15	2	1:50.237 P	40.459	34.675	35.103	229.7	26:31.134	15	2	1:48.033 P	39.659	34.153	34.221	237.8	26:09.094
16	1	4:37.249	3:19.985	39.538	37.726	108.4	31:08.383	16	1	3:44.743	2:39.101	35.834	29.808	105.1	29:53.837
17	1	3:37.877	1:11.208	1:22.150	1:04.519	163.8	34:46.260	17	1	1:56.818	43.108	42.132	31.578	229.7	31:50.655
18	1	3:33.943	1:35.574	1:07.644	50.725	64.7	38:20.203	18	1	3:01.971	44.354	1:14.540	1:03.077	175.6	34:52.626
19	1	1:49.892	43.180	36.542	30.170	201.1	40:10.095	19	1	3:30.706	1:35.068	1:06.735	48.903	65.3	38:23.332
20	1	2:11.170	41.538	36.496	53.136	214.2	42:21.265	20	1	1:55.923	45.298	38.683	31.942	191.4	40:19.255
21	1	1:49.847	41.904	37.355	30.588	212.5	44:11.112	21	1	1:57.920 P	42.445	38.045	37.430	206.8	42:17.175
22	1	1:46.950	41.180	35.726	30.044	225.9	45:58.062	22	1	2:11.761	1:04.767	36.159	30.835	111.6	44:28.936

16 Sérgio Azevedo BMW M4 GT4							23 Filipe Matias Ginetta G40								
GT4 Pro Orlando Batina			Orlando Batina				TC Filipe Matias								
Lap	D	Time	Sector 1	Sector 2	Sector 3	T. Spd	Elapsed	Lap	D	Time	Sector 1	Sector 2	Sector 3	T. Spd	Elapsed
1	2	1:47.979	45.469	33.693	28.817	199.6	1:47.979	1	2	2:08.293	52.976	40.896	34.421	165.6	2:08.293
2	2	1:40.671	38.848	33.260	28.563	238.4	3:28.650	2	2	2:00.705	46.001	41.021	33.683	184.3	4:08.998
3	2	1:40.627	38.912	33.082	28.633	237.3	5:09.277	3	2	1:59.773	45.876	40.340	33.557	186.5	6:08.771
4	2	1:41.135	39.081	33.290	28.764	237.3	6:50.412	4	2	1:59.183	45.399	40.226	33.558	187.1	8:07.954
5	2	1:41.127	39.011	33.117	28.999	236.8	8:31.539	5	2	1:59.742	45.885	40.320	33.537	185.8	10:07.696
6	2	1:41.557	39.136	33.240	29.181	236.3	10:13.096	6	2	2:06.096	49.293	40.919	35.884	181.2	12:13.792
7	2	1:44.613	40.919	34.449	29.245	235.8	11:57.709	7	2	2:01.575	46.013	42.132	33.430	185.8	14:15.367
8	2	1:41.870	39.342	33.349	29.179	237.3	13:39.579	8	2	2:02.082	46.409	41.288	34.385	191.4	16:17.449
9	2	1:42.473	39.470	33.583	29.420	237.8	15:22.052	9	2	2:01.101	46.239	40.915	33.947	181.2	18:18.550
10	2	1:42.757	39.992	33.590	29.175	235.8	17:04.809	10	2	2:02.527	46.419	40.837	35.271	181.5	20:21.077
11	2	1:42.311	39.583	33.330	29.398	236.3	18:47.120	11	2	2:02.226	46.000	42.283	33.943	184.9	22:23.303
12	2	1:42.614	39.732	33.543	29.339	234.7	20:29.734	12	2	2:11.188 P	47.328	40.857	43.003	170.6	24:34.491
13	2	1:43.068	40.007	33.729	29.332	236.3	22:12.802	13	2	4:10.029	2:52.995	42.175	34.859	87.7	28:44.520
14	2	1:42.925	39.740	33.915	29.270	235.8	23:55.727	14	2	2:07.784	47.164	45.260	35.360	174.1	30:52.304
15	2	1:49.219 P	39.931	34.442	34.846	236.8	25:44.946	15	2	3:51.480	1:24.710	1:22.108	1:04.662	124.5	34:43.784
16	1	3:45.397	2:39.234	35.941	30.222	117.2	29:30.343	16	2	3:35.747	1:36.269	1:07.218	52.260	63.0	38:19.531
17	1	1:49.319	40.542	37.998	30.779	234.2	31:19.662	17	2	2:08.194	52.262	41.319	34.613	146.7	40:27.725
18	1	3:30.820	1:04.460	1:22.569	1:03.791	198.1	34:50.482	18	2	2:01.437	46.684	41.091	33.662	166.9	42:29.162
19	1	3:31.934	1:35.456	1:06.653	49.825	66.8	38:22.416	19	2	2:01.978	46.284	40.969	34.725	176.4	44:31.140
20	1	1:48.616	41.708	36.897	30.011	220.4	40:11.032	20	2	2:01.502	46.303	40.696	34.503	186.2	46:32.642
21	1	1:56.417	41.140	36.312	38.965	218.1	42:07.449								
22	1	2:10.175	49.056	45.725	35.394	163.1	44:17.624								
23	1	2:07.495	48.505	43.887	35.103	167.7	46:25.119								





Circuito de Madrid Jarama - RACE

Iberian Supercars (CPV)

Race - 2

Tiempos Por Vuelta



25 Steve Kirton Ginetta G55 **33** Rui Miritta Porsche 911 Cup
 GTX Jonathan Elsworth Steve Kirton Cup Monteiro's Competição

Lap	D	Time	Sector 1	Sector 2	Sector 3	T. Spd	Elapsed	Lap	D	Time	Sector 1	Sector 2	Sector 3	T. Spd	Elapsed
1	2	1:54.920	48.853	35.656	30.411	191.8	1:54.920	1	1:58.920	50.733	37.272	30.915	179.4	1:58.920	
2	2	1:48.417	41.016	37.133	30.268	213.0	3:43.337	2	1:48.427	41.473	36.237	30.717	205.7	3:47.347	
3	2	1:44.880	40.788	34.461	29.631	217.7	5:28.217	3	1:49.371	42.453	36.257	30.661	213.0	5:36.718	
4	2	1:43.208	39.968	33.962	29.278	219.9	7:11.425	4	1:46.654	41.399	34.976	30.279	201.1	7:23.372	
5	2	1:43.080	40.011	34.173	28.896	223.1	8:54.505	5	1:45.600	40.798	34.970	29.832	219.0	9:08.972	
6	2	1:44.113	40.475	34.204	29.434	223.6	10:38.618	6	1:45.879	41.011	34.847	30.021	208.0	10:54.851	
7	2	1:44.038	40.543	34.298	29.197	221.7	12:22.656	7	1:46.414	41.148	35.023	30.243	214.7	12:41.265	
8	2	1:44.230	40.265	34.659	29.306	222.2	14:06.886	8	1:46.330	41.443	35.083	29.804	193.5	14:27.595	

27 Rafael Muncharaz McLaren 570S GT4
 GT4 Am SMC Motorsport

Lap	D	Time	Sector 1	Sector 2	Sector 3	T. Spd	Elapsed	Lap	D	Time	Sector 1	Sector 2	Sector 3	T. Spd	Elapsed
1	1:59.233	51.093	37.402	30.738	191.8	1:59.233									
2	1:48.480	41.481	36.490	30.509	210.5	3:47.713									
3	1:47.240	41.676	35.866	29.698	216.8	5:34.953									
4	1:46.033	40.680	35.624	29.729	231.2	7:20.986									
5	1:45.361	40.554	35.509	29.298	230.2	9:06.347									
6	1:45.629	40.553	35.566	29.510	230.7	10:51.976									
7	1:45.725	40.640	35.345	29.740	228.3	12:37.701									
8	1:45.789	40.720	35.514	29.555	223.6	14:23.490									
9	1:46.699	40.837	36.292	29.570	234.7	16:10.189									
10	1:46.561	41.060	35.339	30.162	229.7	17:56.750									
11	1:46.014	41.020	35.511	29.483	231.2	19:42.764									
12	1:51.467 P	40.677	35.768	35.022	231.7	21:34.231									
13	3:46.879	2:39.589	36.295	30.995	112.5	25:21.110									
14	1:48.540	41.219	36.889	30.432	229.7	27:09.650									
15	1:47.829	41.356	36.096	30.377	225.0	28:57.479									
16	1:49.166	41.211	36.694	31.261	225.4	30:46.645									
17	3:56.053	1:29.209	1:21.918	1:04.926	85.2	34:42.698									
18	3:35.545	1:36.387	1:07.078	52.080	62.8	38:18.243									
19	1:48.644	42.248	36.861	29.535	214.7	40:06.887									
20	1:46.684	40.753	35.981	29.950	229.2	41:53.571									
21	1:46.460	40.745	35.663	30.052	228.3	43:40.031									
22	1:48.401	40.931	36.646	30.824	227.3	45:28.432									

36 Guillermo Aso Mercedes AMG GT4
 GT4 Pro Filip Vava-Atanackovic NM Racing Team

Lap	D	Time	Sector 1	Sector 2	Sector 3	T. Spd	Elapsed
1	2	1:44.324	43.578	32.669	28.077	196.0	1:44.324
2	2	1:39.308	38.412	32.682	28.214	233.7	3:23.632
3	2	1:39.406	38.450	32.846	28.110	233.7	5:03.038
4	2	1:39.369	38.364	32.696	28.309	234.7	6:42.407
5	2	1:39.640	38.518	32.783	28.339	234.7	8:22.047
6	2	1:40.818	38.558	33.575	28.685	233.7	10:02.865
7	2	1:40.086	38.701	32.917	28.468	234.2	11:42.951
8	2	1:40.151	38.614	32.963	28.574	234.7	13:23.102
9	2	1:40.116	38.599	32.911	28.606	235.8	15:03.218
10	2	1:40.692	39.104	32.956	28.632	235.2	16:43.910
11	2	1:40.465	38.787	32.939	28.739	234.2	18:24.375
12	2	1:40.870	39.054	33.060	28.756	235.2	20:05.245
13	2	1:40.518	38.906	33.085	28.527	234.7	21:45.763
14	2	1:40.558	38.972	32.974	28.612	234.7	23:26.321
15	2	1:41.256	39.043	33.440	28.773	236.3	25:07.577
16	2	1:47.814 P	39.044	33.670	35.100	235.2	26:55.391
17	1	3:45.040	2:39.260	33.760	32.020	115.5	30:40.431
18	1	4:01.454	1:33.916	1:22.150	1:05.388	79.5	34:41.885
19	1	3:35.967	1:36.014	1:07.662	52.291	66.4	38:17.852
20	1	1:43.799	41.416	33.662	28.721	213.4	40:01.651
21	1	1:41.498	39.461	33.524	28.513	233.2	41:43.149
22	1	1:41.492	39.508	33.402	28.582	235.2	43:24.641
23	1	1:41.130	38.981	33.394	28.755	235.8	45:05.771





Circuito de Madrid Jarama - RACE

Iberian Supercars (CPV)

Race - 2

Tiempos Por Vuelta



37

Henrique Cruz

Ginetta G55

48

Salvador Tineo

Mercedes AMG GT4

GTX

Jemma Moore

Tockwith Motorsports

GT4 Pro

Luis Gonzalez

Motor Club Sabadell

Lap	D	Time	Sector 1	Sector 2	Sector 3	T. Spd	Elapsed	Lap	D	Time	Sector 1	Sector 2	Sector 3	T. Spd	Elapsed
1	2	1:50.744	46.727	34.610	29.407	192.1	1:50.744	1	2	1:46.769	44.719	33.436	28.614	196.0	1:46.769
2	2	1:42.882	39.553	34.264	29.065	225.4	3:33.626	2	2	1:40.964	39.093	33.221	28.650	230.2	3:27.733
3	2	1:42.885	39.727	34.228	28.930	225.0	5:16.511	3	2	1:40.532	38.917	33.046	28.569	229.2	5:08.265
4	2	1:42.605	39.493	33.936	29.176	229.7	6:59.116	4	2	1:40.892	39.084	33.197	28.611	232.2	6:49.157
5	2	1:42.326	39.654	33.575	29.097	221.7	8:41.442	5	2	1:40.664	38.900	33.199	28.565	230.2	8:29.821
6	2	1:43.280	39.929	34.183	29.168	220.8	10:24.722	6	2	1:40.891	38.918	33.284	28.689	231.2	10:10.712
7	2	1:43.162	40.055	33.904	29.203	220.4	12:07.884	7	2	1:41.231	39.138	33.301	28.792	229.7	11:51.943
8	2	1:42.758	39.850	33.920	28.988	222.2	13:50.642	8	2	1:41.140	39.156	33.275	28.709	231.2	13:33.083
9	2	1:42.582	39.717	33.846	29.019	222.6	15:33.224	9	2	1:41.117	39.072	33.340	28.705	230.7	15:14.200
10	2	1:42.767	39.904	33.802	29.061	221.3	17:15.991	10	2	1:41.164	39.122	33.280	28.762	231.2	16:55.364
11	2	1:42.631	39.886	33.783	28.962	220.4	18:58.622	11	2	1:41.579	39.200	33.492	28.887	232.2	18:36.943
12	2	1:43.071	39.948	33.908	29.215	220.8	20:41.693	12	2	1:41.491	39.153	33.313	29.025	230.7	20:18.434
13	2	1:43.110	39.998	34.012	29.100	221.3	22:24.803	13	2	1:41.525	39.279	33.268	28.978	230.2	21:59.959
14	2	1:49.197 P	39.937	33.912	35.348	224.5	24:14.000	14	2	1:42.086	39.532	33.570	28.984	230.2	23:42.045
15	1	4:00.533	2:53.732	36.724	30.077	104.7	28:14.533	15	2	1:44.047 P	39.458	33.636	30.953	231.7	25:26.092
16	1	1:46.725	41.423	35.569	29.733	214.2	30:01.258	16	2	3:46.905	2:43.720	34.215	28.970	106.8	29:12.997
17	1	1:52.236	42.754	38.347	31.135	208.8	31:53.494	17	2	1:57.029	39.586	39.035	38.408	230.7	31:10.026
18	1	3:02.561	44.458	1:15.238	1:02.865	170.6	34:56.055	18	2	3:37.443	1:10.997	1:22.293	1:04.153	156.9	34:47.469
19	1	3:28.499	1:35.162	1:05.636	47.701	54.0	38:24.554	19	2	3:32.920	1:35.762	1:06.973	50.185	67.8	38:20.389
20	1	1:55.052	44.694	38.581	31.777	182.7	40:19.606	20	2	1:42.878	40.768	33.722	28.388	213.4	40:03.267
21	1	1:52.743	42.570	37.824	32.349	210.1	42:12.349	21	2	1:40.788	38.831	33.305	28.652	234.2	41:44.055
22	1	1:50.443	42.390	37.469	30.584	197.4	44:02.792	22	2	1:41.138	39.325	33.335	28.478	231.2	43:25.193
23	1	1:46.083	40.781	35.595	29.707	218.6	45:48.875	23	2	1:41.604	39.291	33.616	28.697	236.8	45:06.797

40

Borja Hormigos

BMW M4 GT4

69

Dave Benett

Porsche 911 Cup

GT4 Bronze

Héctor Hernández

RACE

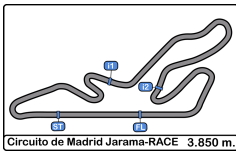
Cup

Marcus Fothergill

Marcus Fothergill

Lap	D	Time	Sector 1	Sector 2	Sector 3	T. Spd	Elapsed	Lap	D	Time	Sector 1	Sector 2	Sector 3	T. Spd	Elapsed
1	2	1:51.606	47.486	34.698	29.422	195.6	1:51.606	1	2	1:54.359	47.867	36.263	30.229	185.8	1:54.359
2	2	1:43.362	39.978	34.083	29.301	236.3	3:34.968	2	2	1:48.416	41.328	37.109	29.979	201.1	3:42.775
3	2	1:42.953	39.733	33.974	29.246	235.2	5:17.921	3	2	1:47.695	41.911	35.965	29.819	213.0	5:30.470
4	2	1:43.465	40.376	33.841	29.248	235.2	7:01.386	4	2	1:46.742	41.171	35.644	29.927	221.3	7:17.212
5	2	1:42.615	39.644	33.654	29.317	235.8	8:44.001	5	2	1:47.096	41.175	35.904	30.017	213.8	9:04.308
6	2	1:43.625	39.698	34.524	29.403	234.2	10:27.626	6	2	1:46.837	41.224	35.615	29.998	216.8	10:51.145
7	2	1:43.386	39.993	33.833	29.560	236.3	12:11.012	7	2	1:45.910	41.019	34.950	29.941	224.5	12:37.055
8	2	1:43.349	40.150	33.881	29.318	232.2	13:54.361	8	2	1:45.864	40.902	35.192	29.770	212.5	14:22.919
9	2	1:44.043	40.297	34.192	29.554	235.2	15:38.404	9	2	1:46.575	41.079	35.617	29.879	225.4	16:09.494
10	2	1:44.629	40.509	34.293	29.827	237.3	17:23.033	10	2	1:46.560	41.327	35.217	30.016	221.7	17:56.054
11	2	1:44.467	40.221	34.438	29.808	235.2	19:07.500	11	2	1:46.124	40.974	35.318	29.832	219.0	19:42.178
12	2	1:48.855 P	40.332	34.168	34.355	233.7	20:56.355	12	2	1:45.646	40.599	35.197	29.850	225.9	21:27.824
13	1	3:49.035	2:44.820	34.624	29.591	110.8	24:45.390	13	2	1:46.647	41.240	35.295	30.112	210.1	23:14.471
14	1	1:45.361	40.810	34.910	29.641	231.7	26:30.751	14	2	1:46.440	40.994	35.404	30.042	223.1	25:00.911
15	1	1:45.480	40.903	34.997	29.580	225.4	28:16.231	15	2	1:53.559 P	41.362	35.669	36.528	224.5	26:54.470
16	1	1:45.240	40.751	35.117	29.372	215.5	30:01.471	16	1	4:10.425	2:53.636	39.053	37.736	86.8	31:04.895
17	1	1:49.986	41.669	37.059	31.258	208.8	31:51.457	17	1	3:40.356	1:13.180	1:22.506	1:04.670	154.5	34:45.251
18	1	3:02.679	44.616	1:15.242	1:02.821	171.9	34:54.136	18	1	3:34.640	1:35.554	1:07.676	51.410	64.8	38:19.891
19	1	3:29.596	1:35.621	1:06.142	47.833	67.7	38:23.732	19	1	1:57.538	47.475	38.383	31.680	163.3	40:17.429
20	1	1:51.639	44.321	37.253	30.065	214.2	40:15.371	20	1	1:52.482	42.946	37.621	31.915	223.1	42:09.911
21	1	1:45.325	40.740	34.501	30.084	216.4	42:00.696	21	1	1:53.819	44.466	37.238	32.115	196.3	44:03.730
22	1	1:45.484	41.655	34.372	29.457	202.2	43:46.180	22	1	1:52.677	43.883	37.671	31.123	211.3	45:56.407
23	1	1:44.750	40.723	34.377	29.650	224.0	45:30.930								





Circuito de Madrid Jarama - RACE

Iberian Supercars (CPV)

Race - 2

Tiempos Por Vuelta



88

Keith Gatehouse

Mercedes AMG GT4

125

Tomás Pinto

Ginetta G50

GT4 Am

Igor Sorokin

NM Racing Team

GTX

Simon Moore

Simon Moore

Lap	D	Time	Sector 1	Sector 2	Sector 3	T. Spd	Elapsed	Lap	D	Time	Sector 1	Sector 2	Sector 3	T. Spd	Elapsed
1	2	1:50.259	46.308	34.528	29.423	194.5	1:50.259	1	2	1:55.449	49.522	35.910	30.017	179.7	1:55.449
2	2	1:42.941	39.729	34.215	28.997	230.2	3:33.200	2	2	1:45.509	40.812	35.132	29.565	206.8	3:40.958
3	2	1:43.208	39.934	34.159	29.115	231.2	5:16.408	3	2	1:44.147	40.369	34.089	29.689	219.9	5:25.105
4	2	1:43.853	40.351	34.050	29.452	233.2	7:00.261	4	2	1:43.884	40.221	34.401	29.262	225.4	7:08.989
5	2	1:42.981	39.838	33.944	29.199	228.8	8:43.242	5	2	1:44.262	40.758	34.153	29.351	208.8	8:53.251
6	2	1:43.019	39.987	34.044	28.988	231.7	10:26.261	6	2	1:44.531	40.753	34.533	29.245	224.5	10:37.782
7	2	1:43.076	39.724	34.077	29.275	231.2	12:09.337	7	2	1:43.435	40.186	33.978	29.271	225.4	12:21.217
8	2	1:42.763	39.743	33.891	29.129	231.7	13:52.100	8	2	1:43.965	40.308	34.273	29.384	221.3	14:05.182
9	2	1:42.785	39.626	33.871	29.288	233.2	15:34.885	9	2	1:53.533	40.567	34.253	38.713	226.4	15:58.715
10	2	1:43.655	40.421	33.899	29.335	232.7	17:18.540	10	2	1:45.104	41.084	34.369	29.651	223.1	17:43.819
11	2	1:42.837	39.758	33.881	29.198	230.7	19:01.377	11	2	1:44.774	40.725	34.344	29.705	219.5	19:28.593
12	2	1:43.217	39.828	34.041	29.348	231.7	20:44.594	12	2	1:49.740 P	41.101	34.625	34.014	224.5	21:18.333
13	2	1:42.894	39.852	33.906	29.136	230.7	22:27.488	13	1		2:44.386			113.3	
14	2	1:42.846	39.889	33.731	29.226	232.7	24:10.334								
15	2	1:48.540 P	39.856	34.336	34.348	231.7	25:58.874								
16	1	3:53.052	2:47.637	34.778	30.637	116.8	29:51.926								
17	1	1:57.633	44.522	41.567	31.544	227.8	31:49.559								
18	1	3:01.847	44.206	1:14.508	1:03.133	179.1	34:51.406								
19	1	3:31.644	1:35.475	1:06.587	49.582	66.9	38:23.050								
20	1	1:54.873	45.245	38.420	31.208	211.7	40:17.923								
21	1	1:52.251	42.747	37.663	31.841	227.8	42:10.174								
22	1	1:46.883	41.970	34.908	30.005	194.9	43:57.057								
23	1	1:45.496	40.644	34.530	30.322	228.8	45:42.553								

115

Alberto de Martín

Mercedes AMG GT4

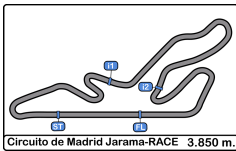
GT4 Bronze

Nil Montserrat

NM Racing Team

Lap	D	Time	Sector 1	Sector 2	Sector 3	T. Spd	Elapsed
1	2	1:48.707	45.855	33.911	28.941	193.5	1:48.707
2	2	1:40.368	39.006	32.995	28.367	229.7	3:29.075
3	2	1:40.724	38.958	33.391	28.375	232.7	5:09.799
4	2	1:41.046	38.924	33.356	28.766	235.2	6:50.845
5	2	1:41.168	39.323	33.223	28.622	220.4	8:32.013
6	2	1:41.266	39.027	33.309	28.930	233.7	10:13.279
7	2	1:42.876	40.517	33.778	28.581	227.3	11:56.155
8	2	1:40.343	38.806	32.914	28.623	233.2	13:36.498
9	2	1:40.722	38.957	33.137	28.628	233.2	15:17.220
10	2	1:41.002	39.106	33.172	28.724	234.2	16:58.222
11	2	1:40.880	39.170	33.081	28.629	232.7	18:39.102
12	2	1:41.431	39.412	33.202	28.817	233.7	20:20.533
13	2	1:41.186	38.993	33.289	28.904	232.7	22:01.719
14	2	1:41.438	39.331	33.175	28.932	234.2	23:43.157
15	2	1:41.588	39.174	33.457	28.957	234.7	25:24.745
16	2	1:47.485 P	39.375	33.685	34.425	232.7	27:12.230
17	1	3:58.419	2:48.540	35.445	34.434	113.8	31:10.649
18	1	3:37.900	1:11.123	1:22.578	1:04.199	153.8	34:48.549
19	1	3:32.386	1:35.471	1:07.021	49.894	65.6	38:20.935
20	1	1:50.056	42.711	36.884	30.461	195.6	40:10.991
21	1	1:49.598	41.444	36.620	31.534	223.6	42:00.589
22	1	1:47.028	41.193	36.346	29.489	206.5	43:47.617
23	1	1:45.289	40.312	35.255	29.722	232.2	45:32.906





Circuito de Madrid Jarama - RACE

Iberian Supercars (CPV)

Race - 2

Análisis



Num	Lap Time	Gap
Lap 1		
36	1:44.324	
48	1:46.769	02.445
16	1:47.979	03.655
115	1:48.707	04.383
88	1:50.259	05.935
37	1:50.744	06.420
40	1:51.606	07.282
69	1:54.359	10.035
25	1:54.920	10.596
11	1:54.945	10.621
125	1:55.449	11.125
19	1:55.760	11.436
33	1:58.920	14.596
27	1:59.233	14.909
23	2:08.293	23.969

Num	Lap Time	Gap
Lap 2		
36	1:39.308	
48	1:40.964	04.101
16	1:40.671	05.018
115	1:40.368	05.443
88	1:42.941	09.568
37	1:42.882	09.994
40	1:43.362	11.336
125	1:45.509	17.326
69	1:48.416	19.143
11	1:48.375	19.688
25	1:48.417	19.705
19	1:48.173	20.301
33	1:48.427	23.715
27	1:48.480	24.081
23	2:00.705	45.366

Num	Lap Time	Gap
Lap 3		
36	1:39.406	
48	1:40.532	05.227
16	1:40.627	06.239
115	1:40.724	06.761
88	1:43.208	13.370
37	1:42.885	13.473
40	1:42.953	14.883
125	1:44.147	22.067
11	1:44.056	24.338
25	1:44.880	25.179
69	1:47.695	27.432
19	1:46.760	27.655
27	1:47.240	31.915
33	1:49.371	33.680
23	1:59.773	1:05.733

Num	Lap Time	Gap
Lap 4		
36	1:39.369	
48	1:40.892	06.750
16	1:41.135	08.005
115	1:41.046	08.438

Num	Lap Time	Gap
37	1:42.605	16.709
88	1:43.853	17.854
40	1:43.465	18.979
125	1:43.884	26.582
11	1:43.001	27.970
25	1:43.208	29.018
19	1:42.330	30.616
69	1:46.742	34.805
27	1:46.033	38.579
33	1:46.654	40.965
23	1:59.183	1:25.547

Num	Lap Time	Gap
Lap 5		
36	1:39.640	
48	1:40.664	07.774
16	1:41.127	09.492
115	1:41.168	09.966
37	1:42.326	19.395
88	1:42.981	21.195
40	1:42.615	21.954
125	1:44.262	31.204
11	1:43.192	31.522
25	1:43.080	32.458
19	1:42.141	33.117
69	1:47.096	42.261
27	1:45.361	44.300
33	1:45.600	46.925

Num	Lap Time	Gap
Lap 6		
36	1:40.818	
23	1:59.742	1 Lap
48	1:40.891	07.847
16	1:41.557	10.231
115	1:41.266	10.414
37	1:43.280	21.857
88	1:43.019	23.396
40	1:43.625	24.761
125	1:44.531	34.917
25	1:44.113	35.753
11	1:45.605	36.309
19	1:44.402	36.701
69	1:46.837	48.280
27	1:45.629	49.111
33	1:45.879	51.986

Num	Lap Time	Gap
Lap 7		
36	1:40.086	
48	1:41.231	08.992
115	1:42.876	13.204
16	1:44.613	14.758
37	1:43.162	24.933
88	1:43.076	26.386
40	1:43.386	28.061
23	2:06.096	1 Lap
125	1:43.435	38.266
25	1:44.038	39.705

Num	Lap Time	Gap
11	1:43.673	39.896
19	1:43.809	40.424
69	1:45.910	54.104
27	1:45.725	54.750
33	1:46.414	58.314

Num	Lap Time	Gap
Lap 8		
36	1:40.151	
48	1:41.140	09.981
115	1:40.343	13.396
16	1:41.870	16.477
37	1:42.758	27.540
88	1:42.763	28.998
40	1:43.349	31.259
125	1:43.965	42.080
25	1:44.230	43.784
19	1:43.794	44.067
11	1:52.138	51.883
23	2:01.575	1 Lap
69	1:45.864	59.817
27	1:45.789	1:00.388
33	1:46.330	1:04.493

Num	Lap Time	Gap
Lap 9		
36	1:40.116	
48	1:41.117	10.982
115	1:40.722	14.002
16	1:42.473	18.834
37	1:42.582	30.006
88	1:42.785	31.667
40	1:44.043	35.186
19	1:42.748	46.699
125	1:53.533	55.497
11	1:43.891	55.658
69	1:46.575	1:06.276
27	1:46.699	1:06.971
33	1:47.122	1:11.499
23	2:02.082	1 Lap

Num	Lap Time	Gap
Lap 10		
36	1:40.692	
48	1:41.164	11.454
115	1:41.002	14.312
16	1:42.757	20.899
37	1:42.767	32.081
88	1:43.655	34.630
40	1:44.629	39.123
19	1:42.384	48.391
125	1:45.104	59.909
11	1:45.371	1:00.337
69	1:46.560	1:12.144
27	1:46.561	1:12.840
33	1:46.760	1:17.567
23	2:01.101	1 Lap

Num	Lap Time	Gap
Lap 11		
36	1:40.465	
48	1:41.579	12.568
115	1:40.880	14.727
16	1:42.311	22.745
37	1:42.631	34.247
88	1:42.837	37.002
40	1:44.467	43.125
19	1:42.315	50.241
125	1:44.774	1:04.218
11	1:44.496	1:04.368
69	1:46.124	1:17.803
27	1:46.014	1:18.389
33	1:46.523	1:23.625

Num	Lap Time	Gap
Lap 12		
36	1:40.870	
48	1:41.491	13.189
115	1:41.431	15.288
23	2:02.527	2 Laps
16	1:42.614	24.489
37	1:43.071	36.448
88	1:43.217	39.349
40	1:48.855	51.110
19	1:42.169	51.540
11	1:43.902	1:07.400
125	1:49.740	1:13.088
69	1:45.646	1:22.579
27	1:51.467	1:28.986
33	1:47.254	1:30.009

Num	Lap Time	Gap
Lap 13		
36	1:40.518	
48	1:41.525	14.196
115	1:41.186	15.956
16	1:43.068	27.039
23	2:02.226	2 Laps
37	1:43.110	39.040
88	1:42.894	41.725
19	1:41.970	52.992
11	1:44.098	1:10.980
69	1:46.647	1:28.708
33	1:47.835	1:37.326

Num	Lap Time	Gap
Lap 14		
36	1:40.558	
48	1:42.086	15.724
115	1:41.438	16.836
16	1:42.925	29.406
88	1:42.846	44.013
37	1:49.197	47.679
19	1:42.306	54.740
23	2:11.188	2 Laps
11	1:44.154	1:14.576
40	3:49.035	1 Lap
69	1:46.440	1:34.590

Num	Lap Time	Gap
Lap 15		
36	1:41.256	
33	1:50.551	1 Lap
27	3:46.879	2 Laps
115	1:41.588	17.168
48	1:44.047	18.515
16	1:49.219	37.369
88	1:48.540	51.297
19	1:48.033	1:01.517
40	1:45.361	1 Lap
11	1:50.237	1:23.557
69	1:53.559	1:46.893

Num	Lap Time	Gap
Lap 16		
36	1:47.814	
27	1:48.540	2 Laps
33	1:56.488	1 Lap
115	1:47.485	16.839
37	4:00.533	1 Lap
40	1:45.480	1 Lap
23	4:10.029	3 Laps
27	1:47.829	1 Lap
48	3:46.905	2:17.606
16	3:45.397	2:34.952
88	3:53.052	2:56.535
19	3:44.743	2:58.446
37	1:46.725	3:05.867
40	1:45.240	3:06.080

Num	Lap Time	Gap
Lap 17		
36	3:45.040	
27	1:49.166	1 Lap
23	2:07.784	3 Laps
69	4:10.425	1 Lap
11	4:37.249	1 Lap
48	1:57.029	29.595
115	3:58.419	30.218
33	4:01.815	1 Lap
16	1:49.319	39.231
88	1:57.633	1:09.128
19	1:56.818	1:10.224
40	1:49.986	1:11.026
37	1:52.236	1:13.063

Num	Lap Time	Gap
Lap 18		
36	4:01.454	
27	3:56.053	1 Lap
23	3:51.480	3 Laps
69	3:40.356	1 Lap
11	3:37.877	1 Lap
48	3:37.443	05.584
115	3:37.900	06.664
33	3:37.675	1 Lap
16	3:30.820	08.597
88	3:01.847	09.521
19	3:01.971	10.741





Circuito de Madrid Jarama - RACE

Iberian Supercars (CPV)

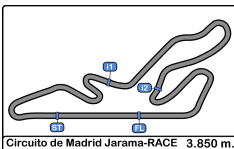
Race - 2

Análisis



Num	Lap Time	Gap	Num	Lap Time	Gap
40	3:02.679	12.251	37	1:50.443	38.151
37	3:02.561	14.170	69	1:53.819	1 Lap
Num	Lap Time	Gap	11	1:49.847	1 Lap
Lap 19			16	2:10.175	52.983
36	3:35.967		19	2:11.761	1:04.295
27	3:35.545	1 Lap	23	2:01.978	3 Laps
23	3:35.747	3 Laps	Num	Lap Time	Gap
69	3:34.640	1 Lap	Lap 23		
11	3:33.943	1 Lap	36	1:41.130	
48	3:32.920	02.537	48	1:41.604	01.026
115	3:32.386	03.083	27	1:48.401	1 Lap
33	3:32.486	1 Lap	40	1:44.750	25.159
16	3:31.934	04.564	115	1:45.289	27.135
88	3:31.644	05.198	33	1:44.830	1 Lap
19	3:30.706	05.480	88	1:45.496	36.782
40	3:29.596	05.880	37	1:46.083	43.104
37	3:28.499	06.702	69	1:52.677	1 Lap
Num	Lap Time	Gap	11	1:46.950	1 Lap
Lap 20			19	1:48.294	1:11.459
36	1:43.799		16	2:07.495	1:19.348
48	1:42.878	01.616	23	2:01.502	3 Laps
27	1:48.644	1 Lap			
11	1:49.892	1 Lap			
115	1:50.056	09.340			
16	1:48.616	09.381			
40	1:51.639	13.720			
69	1:57.538	1 Lap			
33	1:55.429	1 Lap			
88	1:54.873	16.272			
19	1:55.923	17.604			
37	1:55.052	17.955			
23	2:08.194	3 Laps			
Num	Lap Time	Gap			
Lap 21					
36	1:41.498				
48	1:40.788	00.906			
27	1:46.684	1 Lap			
115	1:49.598	17.440			
40	1:45.325	17.547			
16	1:56.417	24.300			
69	1:52.482	1 Lap			
88	1:52.251	27.025			
33	1:52.656	1 Lap			
37	1:52.743	29.200			
19	1:57.920	34.026			
11	2:11.170	1 Lap			
23	2:01.437	3 Laps			
Num	Lap Time	Gap			
Lap 22					
36	1:41.492				
48	1:41.138	00.552			
27	1:46.460	1 Lap			
40	1:45.484	21.539			
115	1:47.028	22.976			
33	1:45.440	1 Lap			
88	1:46.883	32.416			





Circuito de Madrid Jarama - RACE

Iberian Supercars (CPV)

Race - 2

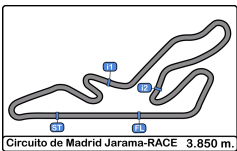
Mejores Sectores



Circuito de Madrid Jarama-RACE 3.850 m.

Sector - 1			Sector - 2			Sector - 3			Ideal Lap vs Best Lap		
Clas	Nº Driver	Time	Nº Driver	Time	Nº Driver	Time	Clas	Nº Driver	Ideal Lap	Best Lap	Clas
1	36 Aso - Vava-Atanackovic	38.364	36 Aso - Vava-Atanackovic	32.669	36 Aso - Vava-Atanackovic	28.077	1	36 Aso - Vava-Atanackovic	1:39.110	1:39.308	1
2	115 de Martín - Montserrat	38.806	115 de Martín - Montserrat	32.914	115 de Martín - Montserrat	28.367	2	115 de Martín - Montserrat	1:40.087	1:40.343	2
3	48 Tineo - Gonzalez	38.831	48 Tineo - Gonzalez	33.046	48 Tineo - Gonzalez	28.388	3	48 Tineo - Gonzalez	1:40.265	1:40.532	3
4	16 Azevedo - Batina	38.848	16 Azevedo - Batina	33.082	19 Smörg - Macias	28.535	4	16 Azevedo - Batina	1:40.493	1:40.627	4
5	19 Smörg - Macias	39.307	19 Smörg - Macias	33.575	16 Azevedo - Batina	28.563	5	19 Smörg - Macias	1:41.417	1:41.970	5
6	37 Cruz - Moore	39.493	37 Cruz - Moore	33.575	11 Herraiz - Gomez	28.823	6	37 Cruz - Moore	1:41.998	1:42.326	6
7	11 Herraiz - Gomez	39.587	40 Hormigos - Hernández	33.654	25 Kirton - Elsworth	28.896	7	88 Gatehouse - Sorokin	1:42.345	1:42.763	8
8	88 Gatehouse - Sorokin	39.626	88 Gatehouse - Sorokin	33.731	37 Cruz - Moore	28.930	8	11 Herraiz - Gomez	1:42.467	1:43.001	9
9	40 Hormigos - Hernández	39.644	25 Kirton - Elsworth	33.962	88 Gatehouse - Sorokin	28.988	9	40 Hormigos - Hernández	1:42.544	1:42.615	7
10	25 Kirton - Elsworth	39.968	125 Pinto - Moore	33.978	125 Pinto - Moore	29.245	10	25 Kirton - Elsworth	1:42.826	1:43.080	10
11	125 Pinto - Moore	40.186	11 Herraiz - Gomez	34.057	40 Hormigos - Hernández	29.246	11	125 Pinto - Moore	1:43.409	1:43.435	11
12	33 Rui Miritta	40.509	33 Rui Miritta	34.404	27 Rafael Muncharaz	29.298	12	33 Rui Miritta	1:44.595	1:44.830	12
13	27 Rafael Muncharaz	40.553	69 Benett - Fothergill	34.950	33 Rui Miritta	29.682	13	27 Rafael Muncharaz	1:45.190	1:45.361	13
14	69 Benett - Fothergill	40.599	27 Rafael Muncharaz	35.339	69 Benett - Fothergill	29.770	14	69 Benett - Fothergill	1:45.319	1:45.646	14
15	23 Filipe Matias	45.399	23 Filipe Matias	40.226	23 Filipe Matias	33.430	15	23 Filipe Matias	1:59.055	1:59.183	15





Circuito de Madrid Jarama - RACE

Iberian Supercars (CPV)

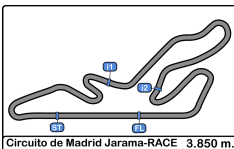
Race - 2

Secuencia Líder



Nº	Team	Driver - 1	Driver - 2	Vehicle	Cat	Start Lap	End Lap	Laps	Total Laps
36	NM Racing Team	Guillermo Aso	Filip Vava-Atanackovic	Mercedes AMG GT4	GT4 Pro	1	23	23	23





Circuito de Madrid Jarama - RACE

Iberian Supercars (CPV)

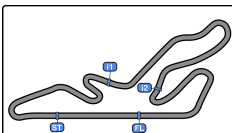
Race - 2

5 Mejores Tiempos



Cl	Nº Team	Driver - 1	Driver - 2	Vehicle	Cat	Cl	Best 1		Best 2		Best 3		Best 4		Best 5	
							Time	Lap	Time	Lap	Time	Lap	Time	Lap	Time	Lap
1	36 NM Racing Team	Guillermo Aso	<u>Filip Vava-Atanackovic</u>	Mercedes AMG GT4	GT4 Pro	1	1:39.308	2	1:39.369	4	1:39.406	3	1:39.640	5	1:40.086	7
2	115 NM Racing Team	Alberto de Martín	<u>Nil Montserrat</u>	Mercedes AMG GT4	GT4 Bronz	1	1:40.343	8	1:40.368	2	1:40.722	9	1:40.724	3	1:40.880	11
3	48 Motor Club Sabadell	Salvador Tineo	<u>Luis Gonzalez</u>	Mercedes AMG GT4	GT4 Pro	2	1:40.532	3	1:40.664	5	1:40.788	21	1:40.891	6	1:40.892	4
4	16 Orlando Batina	Sérgio Azevedo	<u>Orlando Batina</u>	BMW M4 GT4	GT4 Pro	3	1:40.627	3	1:40.671	2	1:41.127	5	1:41.135	4	1:41.557	6
5	19 Promotion Motorsport	J.M Smörg	<u>Javier Macias</u>	BMW M4 GT4	GT4 Am	1	1:41.970	13	1:42.141	5	1:42.169	12	1:42.306	14	1:42.315	11
6	37 Tockwith Motorsports	Henrique Cruz	<u>Jemma Moore</u>	Ginetta G55	GTX	1	1:42.326	5	1:42.582	9	1:42.605	4	1:42.631	11	1:42.758	8
7	40 RACE	Borja Hormigos	<u>Héctor Hernández</u>	BMW M4 GT4	GT4 Bronz	1	1:42.615	5	1:42.953	3	1:43.349	8	1:43.362	2	1:43.386	7
8	88 NM Racing Team	Keith Gatehouse	<u>Igor Sorokin</u>	Mercedes AMG GT4	GT4 Am	2	1:42.763	8	1:42.785	9	1:42.837	11	1:42.846	14	1:42.894	13
9	11 RX Pro Racing	Pedro Herraiz	<u>Samuel Gomez</u>	Hyundai i30 TCR	TCR	1	1:43.001	4	1:43.192	5	1:43.673	7	1:43.891	9	1:43.902	12
10	25 Steve Kirton	Steve Kirton	<u>Jonathan Elsworth</u>	Ginetta G55	GTX	2	1:43.080	5	1:43.208	4	1:44.038	7	1:44.113	6	1:44.230	8
11	125 Simon Moore	Tomás Pinto	<u>Simon Moore</u>	Ginetta G50	GTX	3	1:43.435	7	1:43.884	4	1:43.965	8	1:44.147	3	1:44.262	5
12	33 Monteiro's Competição	Rui Miritta		Porsche 911 Cup	Cup	1	1:44.830	22	1:45.440	21	1:45.600	5	1:45.879	6	1:46.330	8
13	27 SMC Motorsport	Rafael Muncharaz		McLaren 570S GT4	GT4 Am	3	1:45.361	5	1:45.629	6	1:45.725	7	1:45.789	8	1:46.014	11
14	69 Marcus Fothergill	Dave Benett	<u>Marcus Fothergill</u>	Porsche 911 Cup	Cup	2	1:45.646	12	1:45.864	8	1:45.910	7	1:46.124	11	1:46.440	14
15	23 Filipe Matias	Filipe Matias		Ginetta G40	TC	1	1:59.183	4	1:59.742	5	1:59.773	3	2:00.705	2	2:01.101	9





Circuito de Madrid Jarama - RACE

Iberian Supercars (CPV)

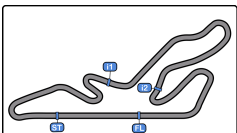
Race - 2

5 Mejores Velocidades



Cl	Nº Team	Driver - 1	Driver - 2	Vehicle	Cat	Cl	Top 1		Top 2		Top 3		Top 4		Top 5		Avg
							Km/h	Lap	Km/h	Lap	Km/h	Lap	Km/h	Lap	Km/h	Lap	
1	19 Promotion Motorsport	J.M Smörg	<u>Javier Macias</u>	BMW M4 GT4	GT4 Am	1	239.4	5	239.4	9	238.9	12	238.4	14	237.8	11	238.8
2	16 Orlando Batina	Sérgio Azevedo	<u>Orlando Batina</u>	BMW M4 GT4	GT4 Pro	1	238.4	2	237.8	9	237.3	3	237.3	4	237.3	8	237.6
3	40 RACE	Borja Hormigos	<u>Héctor Hernández</u>	BMW M4 GT4	GT4 Bronz	1	237.3	10	236.3	2	236.3	7	235.8	5	235.2	3	236.2
4	48 Motor Club Sabadell	Salvador Tineo	<u>Luis Gonzalez</u>	Mercedes AMG GT4	GT4 Pro	2	236.8	23	234.2	21	232.2	4	232.2	11	231.7	15	233.4
5	36 NM Racing Team	Guillermo Aso	<u>Filip Vava-Atanackovic</u>	Mercedes AMG GT4	GT4 Pro	3	236.3	15	235.8	9	235.8	23	235.2	10	235.2	12	235.7
6	115 NM Racing Team	Alberto de Martín	<u>Nil Montserrat</u>	Mercedes AMG GT4	GT4 Bronz	1	235.2	4	234.7	15	234.2	10	234.2	14	233.7	6	234.4
7	27 SMC Motorsport	Rafael Muncharaz		McLaren 570S GT4	GT4 Am	2	234.7	9	231.7	12	231.2	4	231.2	11	230.7	6	231.9
8	11 RX Pro Racing	Pedro Herraiz	<u>Samuel Gomez</u>	Hyundai i30 TCR	TCR	1	233.7	6	231.7	8	229.7	10	229.7	12	229.7	14	230.9
9	88 NM Racing Team	Keith Gatehouse	<u>Igor Sorokin</u>	Mercedes AMG GT4	GT4 Am	3	233.2	4	233.2	9	232.7	10	232.7	14	231.7	6	232.7
10	37 Tockwith Motorsports	Henrique Cruz	<u>Jemma Moore</u>	Ginetta G55	GTX	1	229.7	4	225.4	2	225.0	3	224.5	14	222.6	9	225.4
11	125 Simon Moore	Tomás Pinto	<u>Simon Moore</u>	Ginetta G50	GTX	2	226.4	9	225.4	4	225.4	7	224.5	6	224.5	12	225.2
12	69 Marcus Fothergill	Dave Benett	<u>Marcus Fothergill</u>	Porsche 911 Cup	Cup	1	225.9	12	225.4	9	224.5	7	224.5	15	223.1	14	224.7
13	25 Steve Kirton	Steve Kirton	<u>Jonathan Elsworth</u>	Ginetta G55	GTX	3	223.6	6	223.1	5	222.6	9	222.2	8	221.7	7	222.6
14	33 Monteiro's Competição	Rui Miritta		Porsche 911 Cup	Cup	2	219.0	5	214.7	7	213.8	11	213.0	3	212.1	14	214.5
15	23 Filipe Matias	Filipe Matias		Ginetta G40	TC	1	191.4	8	187.1	4	186.5	3	186.2	20	185.8	5	187.4





Circuito de Madrid Jarama-RACE 3.850 m.

Circuito de Madrid Jarama - RACE

Iberian Supercars (CPV)

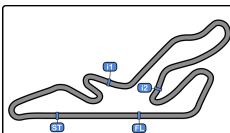
Race - 2

Secuencia Vueltas Rápidas



Lap	Day Time	Session Time	Nº Team	Driver - 1	Driver - 2	Vehicle	Cat	Time	Km/h
2	16:10:35.032	3:24.032	36 NM Racing Team	Guillermo Aso	Filip Vava-Atanackovic	Mercedes AMG GT4	GT4 Pro	1:39.308	139.5





Circuito de Madrid Jarama - RACE

Iberian Supercars (CPV)

Race - 2

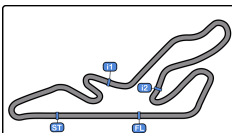
Mejor Máxima Velocidad del Evento

Circuito de Madrid Jarama-RACE 3.850 m.



Nº	Team	Driver - 1	Driver - 2	Vehicle	Cat	Km/h	Session
16	Orlando Batina	Sérgio Azevedo	Orlando Batina	BMW M4 GT4	GT4 Pro	243.7	Free Practice
81	Promotion Motorsport	Nerea Marti	Jose Milagros	BMW M4 GT4	GT4 Pro	243.7	Race - 1
40	RACE	Borja Hormigos	Héctor Hernández	BMW M4 GT4	GT4 Bronz	242.1	Race - 1
27	SMC Motorsport	Rafael Muncharaz		McLaren 570S GT4	GT4 Am	240.0	Free Practice
19	Promotion Motorsport	J.M Smörg	Javier Macias	BMW M4 GT4	GT4 Am	240.0	Qualifying - 2
115	NM Racing Team	Alberto de Martín	Nil Montserrat	Mercedes AMG GT4	GT4 Bronz	238.9	Qualifying - 1
36	NM Racing Team	Guillermo Aso	Filip Vava-Atanackovic	Mercedes AMG GT4	GT4 Pro	238.4	Race - 1
48	Motor Club Sabadell	Salvador Tíneo	Luis Gonzalez	Mercedes AMG GT4	GT4 Pro	237.3	Free Practice
116	NM Racing Team	Alba Cano	Andy Cantu	Mercedes AMG GT4	GT4 Pro	237.3	Race - 1
11	RX Pro Racing	Pedro Herraiz	Samuel Gomez	Hyundai i30 TCR	TCR	236.8	Race - 1
88	NM Racing Team	Keith Gatehouse	Igor Sorokin	Mercedes AMG GT4	GT4 Am	235.2	Qualifying - 2
69	Marcus Fothergill	Dave Benett	Marcus Fothergill	Porsche 911 Cup	Cup	233.7	Qualifying - 1
33	Monteiros Competição	Rui Miritta		Porsche 911 Cup	Cup	231.2	Free Practice
22	JC Group Racing Team	Gabriela Correia		Mercedes AMG GT4	GT4 Bronz	231.2	Free Practice
37	Tockwith Motorsports	Henrique Cruz	Jemma Moore	Ginetta G55	GTX	229.7	Race - 2
125	Simon Moore	Tomás Pinto	Simon Moore	Ginetta G50	GTX	229.2	Race - 1
25	Steve Kirton	Steve Kirton	Jonathan Elsworth	Ginetta G55	GTX	223.6	Race - 2
23	Filipe Matias	Filipe Matias		Ginetta G40	TC	196.0	Race - 1





Circuito de Madrid Jarama - RACE

Iberian Supercars (CPV)

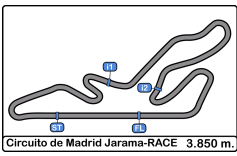
Race - 2

Cuentavueltas

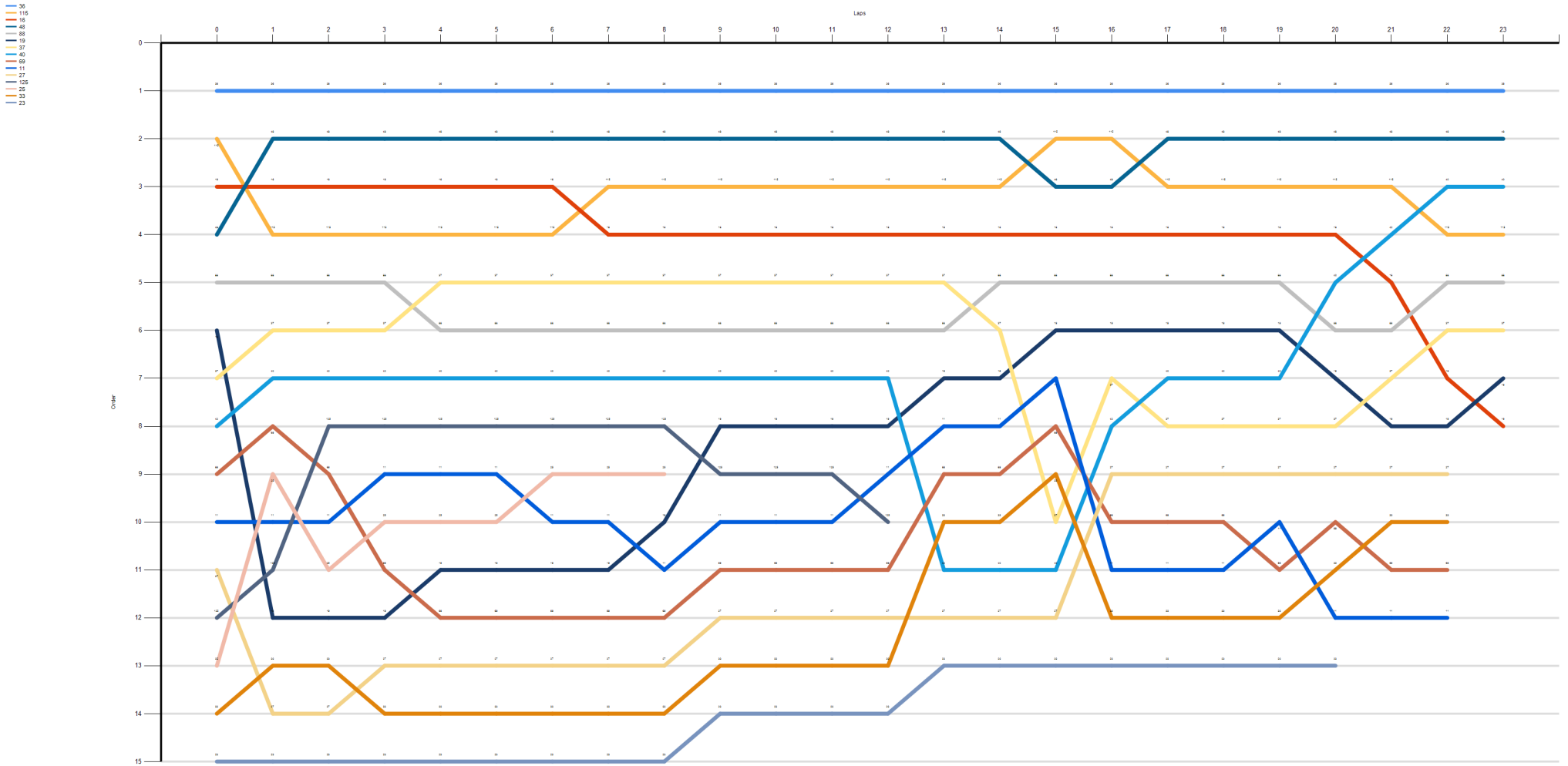


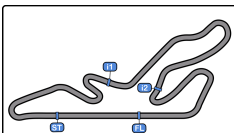
LAP																										
Nr	Po	Grid	1	2	3	4	5	6	7	8	9	10	11	12	13	14	15	16	17	18	19	20	21	22	23	
36	1	36	36	36	36	36	36	36	36	36	36	36	36	36	36	36	36	36	36	36	36	36	36	36	36	
115	2	115	48	48	48	48	48	48	48	48	48	48	48	48	48	48	115	115	48	48	48	48	48	48	48	
16	3	16	16	16	16	16	16	16	115	115	115	115	115	115	115	48	48	115	115	115	115	115	115	40	40	
48	4	48	115	115	115	115	115	115	16	16	16	16	16	16	16	16	16	16	16	16	16	16	40	115	115	
88	5	88	88	88	88	37	37	37	37	37	37	37	37	37	37	88	88	88	88	88	88	88	40	16	88	88
19	6	19	37	37	37	88	88	88	88	88	88	88	88	88	88	37	19	19	19	19	19	88	88	37	37	
37	7	37	40	40	40	40	40	40	40	40	40	40	40	19	19	11	37	40	40	40	19	37	16	19		
40	8	40	69	125	125	125	125	125	125	125	19	19	19	19	11	11	69	40	37	37	37	37	19	19	16	
69	9	69	25	69	11	11	11	25	25	25	125	125	125	11	69	69	33	27	27	27	27	27	27	27		
11	10	11	11	11	25	25	25	11	11	19	11	11	11	125	33	33	37	69	69	69	11	69	33	33		
27	11	27	125	25	69	19	19	19	19	11	69	69	69	69	40	40	40	11	11	11	69	33	69	69		
125	12	125	19	19	19	69	69	69	69	69	27	27	27	27	27	27	27	33	33	33	33	11	11	11		
25	13	25	33	33	27	27	27	27	27	27	33	33	33	33	23	23	23	23	23	23	23	23	23	23		
33	14	33	27	27	33	33	33	33	33	33	23	23	23	23												
23	15	23	23	23	23	23	23	23	23	23																





Circuito de Madrid Jarama - RACE
 Iberian Supercars (CPV)
 Race - 2
 Cuentavueltas Gráfico





Circuito de Madrid Jarama - RACE

Iberian Supercars (CPV)

Race - 2

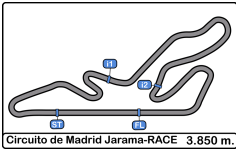
Tiempos Parada en Pit

Circuito de Madrid Jarama-RACE 3.850 m.



Ord	Nr.	In Day Time	Team	Driver - 1	Driver - 2	Vehicle	Cat	In Time	Stop Nº	Pit Time	Handicap	Diff.
1	40	16:28:04.903	RACE	Borja Hormigos	<u>Héctor Hernández</u>	BMW M4 GT4	GT4 B	20:53.503	1	2:08.540	2:05	
2	125	16:28:27.046	Simon Moore	Tomás Pinto	<u>Simon Moore</u>	Ginetta G50	GTX	21:15.646	1	2:07.447	2:03	
3	27	16:28:42.478	SMC Motorsport	Rafael Muncharaz		McLaren 570S GT4	GT4 A	21:31.078	1	2:04.053	2:00	
4	37	16:31:22.615	Tockwith Motorsports	Henrique Cruz	<u>Jemma Moore</u>	Ginetta G55	GTX	24:11.215	1	2:16.793	2:10	
5	23	16:31:41.866	Filipe Matias	Filipe Matias		Ginetta G40	TC	24:30.466	1	2:13.690	2:10	
6	48	16:32:37.777	Motor Club Sabadell	Salvador Tineo	<u>Luis Gonzalez</u>	Mercedes AMG GT4	GT4 P	25:26.377	1	2:05.907	2:05	
7	16	16:32:53.344	Orlando Batina	Sérgio Azevedo	<u>Orlando Batina</u>	BMW M4 GT4	GT4 P	25:41.944	1	2:03.773	2:00	
8	88	16:33:07.283	NM Racing Team	Keith Gatehouse	<u>Igor Sorokin</u>	Mercedes AMG GT4	GT4 A	25:55.883	1	2:13.403	2:10	
9	19	16:33:17.652	Promotion Motorsport	J.M Smörg	<u>Javier Macias</u>	BMW M4 GT4	GT4 A	26:06.252	1	2:03.473	2:05	-1.527
10	11	16:33:39.788	RX Pro Racing	Pedro Herraiz	<u>Samuel Gomez</u>	Hyundai i30 TCR	TCR	26:28.388	1	2:41.479	2:10	
11	69	16:34:03.031	Marcus Fothergill	Dave Benett	<u>Marcus Fothergill</u>	Porsche 911 Cup	Cup	26:51.631	1	2:13.462	2:05	
12	36	16:34:04.069	NM Racing Team	Guillermo Aso	<u>Filip Vava-Atanackovic</u>	Mercedes AMG GT4	GT4 P	26:52.669	1	2:04.931	2:03	
13	33	16:34:17.695	Monteiros Competição	Rui Miritta		Porsche 911 Cup	Cup	27:06.295	1	2:16.197	2:10	
14	115	16:34:20.895	NM Racing Team	Alberto de Martín	<u>Nil Montserrat</u>	Mercedes AMG GT4	GT4 B	27:09.495	1	2:13.387	2:10	
15	19	16:49:25.730	Promotion Motorsport	J.M Smörg	<u>Javier Macias</u>	BMW M4 GT4	GT4 A	42:14.330	2	29.578	2:05	-35.422





Circuito de Madrid Jarama - RACE

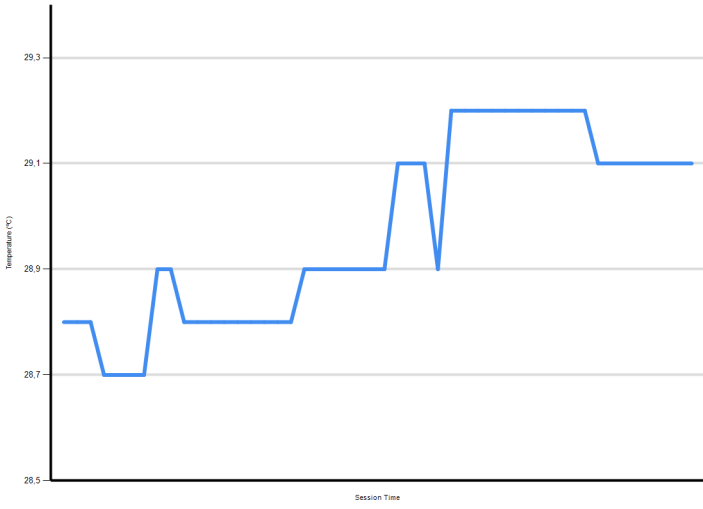
Iberian Supercars (CPV)

Race - 2

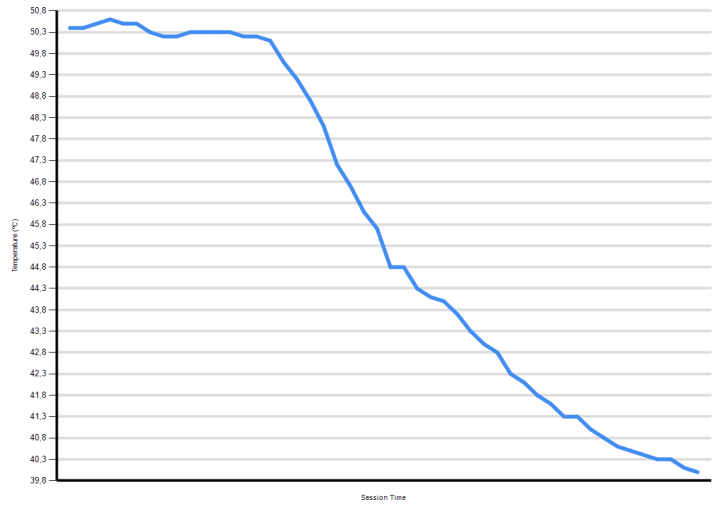
Informe Meteorológico



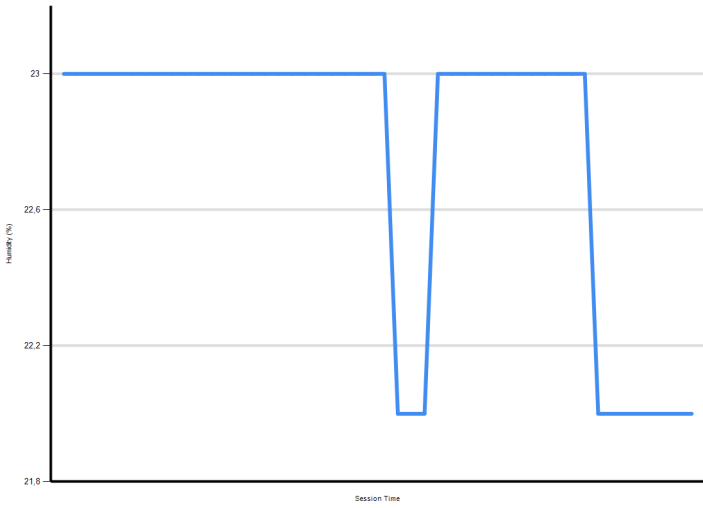
Air Temperature



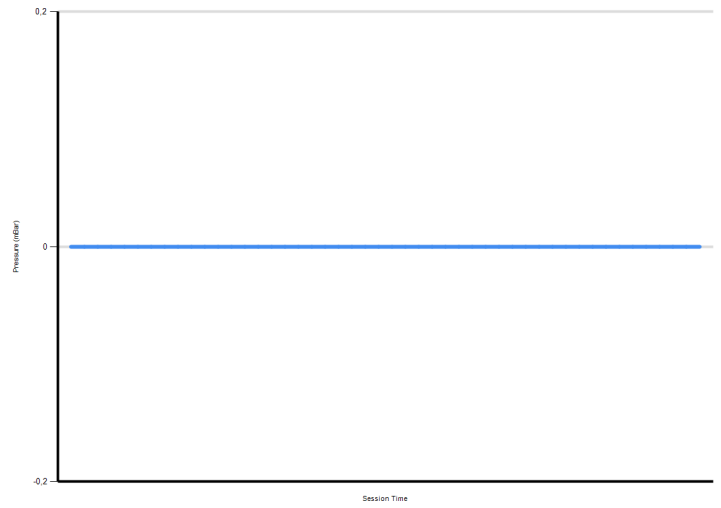
Track Temperature



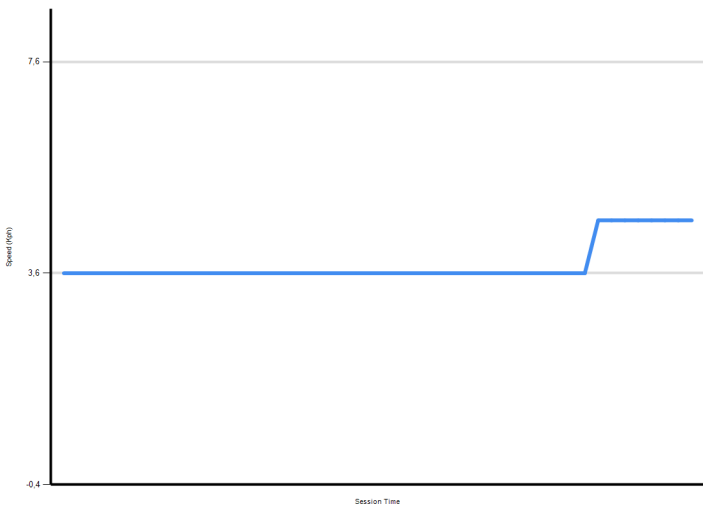
Humidity



Pressure



Wind Speed



Wind direction

